



**PROSPERITY WEAVING
MILLS LIMITED**

**2023
ANNUAL
REPORT**

CONTENTS

Company Information	2
Notice of Annual General Meeting	3
Vision and Mission Statement	10
Chairman Review Report	11
Directors' Report to the Members	13
Statement of Compliance with Listed Companies (Code of Corporate Governance) Regulations, 2019	24
Shareholders' Information	27
Pattern of Shareholding	30
Key Financial Information	32
Independent Auditors' Review Report to the Members on the Statement of Compliance contained in listed companies (Code of Corporate Governance) Regulations, 2019	33
Independent Auditors' Report to the Members	34
Statement of Financial Position	38
Statement of Profit or Loss and Other Comprehensive Income	40
Statement of Cash Flows	41
Statement of Changes in Equity	42
Notes to the Financial Statements	43
Form of Proxy	77

COMPANY INFORMATION

BOARD OF DIRECTORS

Mr. Shahzada Ellahi Shaikh	Non-Executive Director / Chairman
Ms. Parveen Akhter Malik	Independent Non-Executive Director
Mr. Arfa Waheed Malik	Independent Non-Executive Director
Mr. Aneeq Khawar	Independent Non-Executive Director
Mr. Javaid Bashir Sheikh	Non-Executive Director
Mr. Shaukat Ellahi Shaikh	Non-Executive Director
Mr. Shafqat Ellahi Shaikh	Non-Executive Director
Mr. Amin Ellahi Shaikh	Non-Executive Director
Mr. Haroon Shahzada Ellahi Shaikh	Non-Executive Director
Mr. Raza Ellahi Shaikh	Executive Director

MANAGING DIRECTOR (Chief Executive) Mr. Raza Ellahi Shaikh

AUDIT COMMITTEE

Ms. Parveen Akhter Malik	Chairperson
Mr. Amin Ellahi Shaikh	Member
Mr. Haroon Shahzada Ellahi Shaikh	Member
Mr. Syed Mohsin Gilani	Secretary

HUMAN RESOURCE & REMUNERATION (HR & R) COMMITTEE

Ms. Parveen Akhter Malik	Chairperson
Mr. Raza Ellahi Shaikh	Member
Mr. Amin Ellahi Shaikh	Member
Mr. Muhammad Azam	Secretary

EXECUTIVE COMMITTEE

Mr. Raza Ellahi Shaikh	Chairman
Mr. Shahzada Ellahi Shaikh	Member
Mr. Amin Ellahi Shaikh	Member
Mr. Haroon Shahzada Ellahi Shaikh	Member
Mr. Muhammad Azam	Secretary

CORPORATE SECRETARY

Mr. Syed Mohsin Gilani

CHIEF FINANCIAL OFFICER (CFO)

Mr. Muhammad Tariq Sheikh

HEAD OF INTERNAL AUDIT

Mr. Kashif Saleem

AUDITORS

Messrs Yousuf Adil.
Chartered Accountants

CORPORATE ADVISORS

Bandial & Associates

LEAD BANKERS

Allied Bank Ltd.
Askari Bank Ltd.
Bank Alfalah Ltd.
Habib Bank Ltd.
Meezan Bank Ltd.
MCB Bank Ltd.
National Bank of Pakistan
Soneri Bank Limited
United Bank Ltd.

REGISTERED OFFICE

Nagina House,
91-B-1, M.M. Alam Road,
Gulberg-III, Lahore-54660

REGIONAL OFFICE

2nd Floor, Shaikh Sultan Trust Bldg. No. 2, 26-Civil Lines,
Beaumont Road, Karachi - 75530

WEB REFERENCE

www.nagina.com

SHARES REGISTRAR

M/s Hameed Majeed Associates (Pvt.) Ltd.
1st Floor, H.M. House 7-Bank Square, Lahore
Phone # 042-37235081-2
Fax # 042-37358817

MILLS

13.5 K.M
Sheikhupura Sharaqpur Road, Sheikhupura

NOTICE OF ANNUAL GENERAL MEETING

Notice is hereby given that the 32nd Annual General Meeting of members of PROSPERITY WEAVING MILLS LTD. will be held at the Registered Office of the Company situated at Nagina House, 91-B-1, M.M. Alam Road, Gulberg-III, Lahore on **Friday, October 27, 2023** at 11:00 a.m and virtually through video conference facility to transact the following business:-

ORDINARY BUSINESS

- 1) To confirm minutes of the Extraordinary General Meeting held on June 20, 2023.
- 2) To receive, consider and adopt Audited Financial statement of the Company together with the Chairman's Review Report, Directors' and Auditors' reports thereon for the year ended June 30, 2023.
- 3) To approve and declare final cash dividend at Rs. 3/- per share i.e. 30% for the year ended June 30, 2023, as recommended by the Board of Directors.
- 4) To appoint Auditors and fix their remuneration for the year ending on June 30, 2024 and fix their remuneration.

SPECIAL BUSINESS

- 5) To consider and if deemed fit, pass with or without modification the following Special Resolution for transmission of Annual Audited Accounts of the company to members through QR enable code and weblink as allowed by Security and Exchange Commission of Pakistan vide its Notification S.R.O. 389(i)/2023 dated March 21, 2023 instead of CD/DVD/USB.

RESOLVED THAT the consent of the members be and is hereby accorded to circulate the Annual Audited Financial Statements including auditor's report, Directors' report, Chairman's review and other reports contained therein to the Members of Prosperity Weaving Mills Limited through QR enable code and weblink.

RESOLVED THAT the Annual Audited Financial Statements of Prosperity Weaving Mills Limited be circulated to members through email in case email has been provided by the members of the company, without receiving consents from the members.

- 6) To ratify and approve transactions conducted with Related Parties for the year ended June 30, 2023 and authorize the Board of Directors of the Company to approve transactions with related parties by passing the following special resolutions with or without modifications:
 - a) **RESOLVED** that the transactions conducted with Related Parties as disclosed in Note 37 of the financial statements for the year ended June 30, 2023 be and are hereby ratified, approved and confirmed.
 - b) **FURTHER RESOLVED** that the Board of Directors of the Company be and is hereby authorized to approve all related party transactions to be carried out during the financial year 2024. These transactions shall be deemed to have been approved by the shareholders and shall be placed before the shareholders in the next AGM for their formal ratification/approval.
- 7) To transact any other ordinary business with the permission of the Chair.

Statements under Section 134 (3) of the Companies Act, 2017 pertaining to the special business and under the Companies (Investment in Associated Companies or Associated Undertakings) Regulations, 2017 are annexed.

By Order of the Board



Syed Mohsin Gilani
Corporate Secretary

Lahore: September 25, 2023

NOTES:

1. The Share Transfer Books of the Company will remain closed from October 21, 2023 to October 27, 2023 (both days inclusive). Transfers received in order by our Shares Registrar, M/s Hameed Majeed Associates (Pvt.) Limited, 1st Floor, H.M. House, 7-Bank Square, Lahore by the close of business on October 20, 2023 will be considered in time to entitle the transferees for payment of dividend and to attend the AGM.
2. A member of the Company entitled to attend and vote at the Extraordinary General Meeting may appoint another member as his/her proxy to attend and vote in place of him/her at the meeting. Proxies in order to be effective must be received at the Registered Office of the Company duly stamped and signed not less than 48 hours before the time of meeting. A proxy must be a member of the Company. Proxy Forms in Urdu and English languages are attached to the notice circulated to the shareholders.
3. Members who have deposited their shares into Central Depository Company of Pakistan Limited (CDC) will further have to follow the under mentioned guidelines as laid down by the Securities and Exchange Commission of Pakistan in Circular No 1 of 2000.

A. For Attending the Meeting

- a) In case of Individuals, the account holder and/or sub-account holder whose registration details are uploaded as per the CDC Regulations, shall authenticate his/her identity by showing his/her original CNIC or, original Passport at the time of attending the Meeting.
- b) In case of corporate entity, the Board's resolution power of attorney with specimen signature of the nominee shall be produced (unless it has been provided earlier) at the time of the Meeting.

B. For Appointing Proxies

- a) In case of individuals, the account holder and/or sub-account holder whose registration details are uploaded as per the CDC Regulations, shall submit the proxy form as per above requirements.
 - b) The proxy form shall be witnessed by two persons, whose names, addresses and CNIC numbers shall be mentioned on the form.
 - c) Attested copies of the CNIC or the passport of beneficial owners and the proxy shall be furnished with the proxy form.
 - d) The proxy shall produce his original CNIC or original passport at the time of the Meeting.
 - e) In case of corporate entity, the Board's resolution power of attorney with specimen signature shall be furnished (unless it has been provided earlier) along with proxy form to the Company.
4. The members can also participate in the General Meeting through video link facility.

To attend the Annual General meeting through video link, members and their proxies are requested to register their following particulars by sending an e-mail at azam@nagina.com.

Folio/CDC Account No.	No. of Shares held	Name	CNIC No.	Cell No.	Email address

The video link and login credentials will be shared with the shareholders whose e-mails, containing all the requested particulars, are received at the given e-mail address by or before the close of business hours (5:00 p.m.) on October 26, 2023.

5. Voting Through Postal Ballot / E-voting

Pursuant to Companies (Postal Ballot) Regulations 2018 and read with Sections 143 and 144 of the Companies Act, 2017, members will be allowed to exercise their right to vote through voting by post or electronic voting facility for the special business agenda items # 5 and 6 in its forthcoming Annual General Meeting to be held on Friday October 27, 2023, at 11:00 a.m in accordance with the requirements and subject to the conditions contained in the aforesaid Regulations.

- a) E-Voting will start from October 23, 2023 and shall close on October 26, 2023 at 5:00 pm. Details of e-voting facility will be shared through e-mail with those members of the Company who have their valid CNIC numbers, Cell Numbers, and e-mail addresses available in the Register of Member by the close of business on October 20, 2023.
- b) Members of the Company who want to opt for voting through postal ballot are requested to ensure that duly filled and signed ballot paper along with clear copy of valid CNIC should reach at the address, The Chairman, PWML, Nagina House, 91-B-1, M.M. Alam Road, Gulberg-III, Lahore or email at azam@nagina.com one day before the Annual General Meeting, i.e., on October 26, 2023 before 5:00 p.m. during working hours. The signature on the ballot paper shall match with their signature on CNIC. The Ballot paper has also been placed on the Company's website [https:// www.nagina.com](https://www.nagina.com) to download. A postal ballot received after this time/date shall not be considered for voting.
6. In accordance with the provisions of Section 242 of the Companies Act, 2017 and Companies (Distribution of Dividends) Regulation 2017, it is mandatory for a listed company to pay cash dividend to its shareholders only through electronic mode directly into their bank account designated by the entitled shareholders instead of issuing physical dividend warrants. Therefore, shareholders are requested to provide the particulars relating to name, folio number, bank account number, IBAN Number, title of account and complete mailing address of the bank directly to the Company's Share Registrar in case of physical shareholders and directly to the relevant Participant / CDC Investor Account Service in case of maintaining shareholding under Central Depository System (CDS).
- In case of non-receipt of above information, the dividend shall be withheld.
7. The rates of deduction of income tax from dividend payments under Section 150 of the Income Tax Ordinance, 2001 shall be as follows:
- | | |
|--|-----|
| i) Rate of Withholding Income Tax deduction for the persons whose names are appearing on ATL. | 15% |
| ii) Rate of Withholding Income Tax deduction for the persons whose names are not appearing on ATL. | 30% |
- To enable the company to make tax deduction on the amount of cash dividend @ 15% instead of 30%, shareholders whose names are not appearing on Active Taxpayers' List (ATL) available on the website of FBR are advised to immediately make sure that their names are entered in ATL, otherwise tax on their cash dividend will be deducted @ 30% instead of 15%.
- Further, according to clarification received from Federal Board of Revenue (FBR), withholding tax will be determined separately on "Filer/ Non-Filer" status of principal shareholder as well as joint-holders (s) based on their shareholding proportions, in case of joint accounts. In this regard all shareholders who hold shares jointly are requested to provide shareholding proportions of principal shareholder and joint-holder(s) in respect of shares held by them to our Share Registrar, in writing, within 10 days of this notice, otherwise it will be assumed that the shares are equally held by principal shareholder and joint-holder(s).
8. The financial statements for the year ended June 30, 2023 shall be uploaded on the Company's website www.nagina.com twenty-one days prior to the date of holding of annual general meeting.
9. Members can exercise their right to demand a poll subject to meeting requirements of Section 143 -145 of Companies Act, 2017 and applicable clauses of Companies (Postal Ballot) Regulations 2018.
10. If the Company receives consent from the members holding at least 10% shareholding residing in a city, to participate in the meeting through video-link at least 07 days prior to date of the meeting, the Company will arrange facility of video-link in that city subject to availability of such facility in that city.

11. As per Section 72 of the Companies Act, 2017, every existing listed company shall be required to replace its physical shares with book-entry form in a manner as may be specified and from the date notified by the Commission, within a period not exceeding four years from the commencement of this Act, i.e. May 30, 2017.

The shareholders having physical shareholding are encouraged to open CDC sub-account with any of the brokers or Investor Account directly with CDC to place their physical shares into scrip less form, this will facilitate them in many ways, including safe custody and sale of shares, any time they want, as the trading of physical shares is not permitted as per existing regulations of the Pakistan Stock Exchange Ltd.

12. Members are requested to promptly notify the Company of any change in their registered address.
13. For any query/ information, the investors may contact the Shares Registrar and / or the Company: Mr. Syed Mohsin Gilani, Phone No. 042-35756270 Ext. 337, email address: mohsin.gilani@nagina.com

STATEMENT UNDER SECTION 134(3) OF THE COMPANIES ACT, 2017

This statement sets out the material facts concerning the Special Business to be transacted at the Annual General Meeting of the Company to be held on October 27, 2023.

1. Circulation/Dissemination of Annual Audited Financial Statements through QR enabled code and weblink.

In view of technological advancements, and taking into account that old technology is becoming obsolete, SECP vide S.R.O. 389 (I)/2023 dated March 21, 2023, subject to the approval of the members of the Company, has allowed listed companies to circulate the Annual Report including audited financial statements, auditor's report and Directors report, etc to its members through QR enabled code and weblink and also permitted that the circulation of annual financial statements through CD/DVD/USB may be discontinued.

2. Agenda item No. 6 (a) - Ratification and Approval of Related Party Transactions

All the transactions carried out by the Company with related parties during the financial year ended June 30, 2023 given in the related party note 37 of the Annual Financial Statements of the Company for the year ended June 30, 2023.

The Company carried out transactions with Related Parties on arm's length basis as per the approved Related Party Transactions Policy in the normal course of business and periodically reviewed by the Board Audit Committee pursuant to Clause 15 of Listed Companies (Code of Corporate Governance) Regulations, 2019.

The transactions with related parties have been approved by the Board in the quarterly / annual financial statements during the fiscal year 2022-23, however, the Board decided to place above related party transaction concluded during the fiscal year 2022-23 before the shareholders in AGM for ratification and approval due to the interests/concerns of some of the directors due to common directorship.

3. Agenda item No. 6 (b) - Authorization for the Board of Directors to approve related party transactions during the financial year ending June 30, 2024

The Company shall be conducting transactions with the related parties during the year ending June 30, 2024 in the ordinary course of business and at arm's length basis under the policy of the Company for related party transactions. All transactions entered into or to be entered into with related parties require the approval of the Audit Committee of the Board. Upon recommendation of the Audit Committee, such transactions shall be placed before the Board of Directors for approval. In order to promote transparent business practices, the shareholders are recommended to authorize the Board of Directors of the Company to approve transactions with the related parties for the year ending June 30, 2024, which transactions shall be deemed to be approved by the shareholders. These transactions shall be placed before the shareholders in the next AGM for their formal ratification/approval. The Directors are interested in the resolutions only to the extent of their common directorship in such related parties.

STATEMENT UNDER RULE 4(2) OF THE COMPANIES (INVESTMENT IN ASSOCIATED COMPANIES OR ASSOCIATED UNDERTAKINGS) REGULATIONS, 2017

a) Total investment approved;	Rs.100,000,000/= (Rupees one hundred million only) to each of the following associated company: i) Nagina Cotton Mills Ltd. (NCML) ii) Ellcot Spinning Mills Ltd. (ESML)																																			
b) Amount of investment made to date;	Nil																																			
c) Reasons for deviations from the approved timeline of investment, where investment decision was to be implemented in specified time; and	Due to better cash flows, the associated companies did not need funds envisaged u/s 199 of the Companies Act, 2017. Therefore, no investment transaction took place during the year 2022-23.																																			
d) Material change in financial statements of associated company or associated undertaking since date of the resolution passed for approval of investment.	<table border="1"> <thead> <tr> <th></th> <th colspan="2" style="text-align: center;">Present Financial Position as on June 30, 2023</th> <th colspan="2" style="text-align: center;">Financial Position at the time of Approval as on June 30, 2020</th> </tr> <tr> <th></th> <th style="text-align: center;"><u>NCML</u></th> <th style="text-align: center;"><u>ESML</u></th> <th style="text-align: center;"><u>NCML</u></th> <th style="text-align: center;"><u>ESML</u></th> </tr> <tr> <th></th> <th colspan="4" style="text-align: center;">Rupees in Millions</th> </tr> </thead> <tbody> <tr> <td>Net sales</td> <td style="text-align: right;">12,818.758</td> <td style="text-align: right;">12,224.218</td> <td style="text-align: right;">7,070.172</td> <td style="text-align: right;">6,152.929</td> </tr> <tr> <td>Gross profit</td> <td style="text-align: right;">1,339.638</td> <td style="text-align: right;">1,042.049</td> <td style="text-align: right;">593.821</td> <td style="text-align: right;">757.673</td> </tr> <tr> <td>Profit before tax</td> <td style="text-align: right;">803.518</td> <td style="text-align: right;">572.059</td> <td style="text-align: right;">100.278</td> <td style="text-align: right;">361.369</td> </tr> <tr> <td>Profit after tax</td> <td style="text-align: right;">589.947</td> <td style="text-align: right;">419.735</td> <td style="text-align: right;">7.624</td> <td style="text-align: right;">225.879</td> </tr> </tbody> </table>		Present Financial Position as on June 30, 2023		Financial Position at the time of Approval as on June 30, 2020			<u>NCML</u>	<u>ESML</u>	<u>NCML</u>	<u>ESML</u>		Rupees in Millions				Net sales	12,818.758	12,224.218	7,070.172	6,152.929	Gross profit	1,339.638	1,042.049	593.821	757.673	Profit before tax	803.518	572.059	100.278	361.369	Profit after tax	589.947	419.735	7.624	225.879
	Present Financial Position as on June 30, 2023		Financial Position at the time of Approval as on June 30, 2020																																	
	<u>NCML</u>	<u>ESML</u>	<u>NCML</u>	<u>ESML</u>																																
	Rupees in Millions																																			
Net sales	12,818.758	12,224.218	7,070.172	6,152.929																																
Gross profit	1,339.638	1,042.049	593.821	757.673																																
Profit before tax	803.518	572.059	100.278	361.369																																
Profit after tax	589.947	419.735	7.624	225.879																																

BALLOT PAPER FOR VOTING THROUGH POST

In person and virtual Annual General Meeting to be held on Friday, October 27, 2023 at 11:00 A.M, Nagina House, 91-B-1, M.M. Alam Road, Gulberg-III, Lahore-54660, Phone :042-35756270, Website: www.nagina.com

Designated email address of the Chairman at which the duly filled in ballot paper may be sent: chairman@nagina.com

Name of shareholder/joint shareholders	
Registered Address	
Number of Shares held (on close of October 21, 2023) and folio number	
CNIC No/Passport No (in case of foreigner) (Copy to be attached)	
Additional information and enclosures (in case of representative of body corporate, Corporation and Federal Government)	

I / we hereby exercise my/our vote in respect of the following resolution through postal ballot by conveying my/our assent or dissent to the following resolution by picking tick (v) mark in the appropriate box below:

1. Resolution for Agenda No: 05

RESOLVED THAT the consent of the members be and is hereby accorded to circulate the Annual Audited Financial Statements including auditor's report, Directors' report, Chairman's review and other reports contained therein to the Members of Prosperity Weaving Mills Limited through QR enable code and weblink.

RESOLVED THAT the Annual Audited Financial Statements of Prosperity Weaving Mills Limited be circulated to members through email in case email has been provided by the members of the company, without receiving consents from the members.

2. Resolution for Agenda No.06

RESOLVED that the transactions conducted with Related Parties as disclosed in Note 37 of the financial statements for the year ended June 30, 2023 be and are hereby ratified, approved and confirmed.

FURTHER RESOLVED that the Board of Directors of the Company be and is hereby authorized to approve all related party transactions to be carried out during the financial year 2024. These transactions shall be deemed to have been approved by the shareholders and shall be placed before the shareholders in the next AGM for their formal ratification/approval.

Resolution	I/We assent to the resolution (FOR)	I/We dissent to the resolution (AGAINST)
Resolution for Agenda No. 05		
Resolution for Agenda No. 06		

Signature of shareholder(s): _____ Place: _____ Date: _____

NOTES/PROCEDURE FOR SUBMISSION OF BALLOT PAPER:

1. Duly filled and signed original postal ballot should be sent to the Chairman, Prosperity Weaving Mills Ltd., at Nagina House, 91-B-1, M.M. Alam Road, Gulberg-III, Lahore-54660 or a scanned copy of the original postal ballot to be emailed at: chairman@nagina.com.
2. Copy of CNIC/Passport (in case of foreigner) should be enclosed with the postal ballot form.
3. Postal Ballot forms should reach chairman of the meeting on or before October 26, 2023 during working hours. Any Postal Ballot received after this date, will not be considered for voting.
4. Signature on Postal Ballot should match the signature on CNIC/Passport (in case of foreigner).
5. Incomplete, unsigned, in correct, defaced, tom, mutilated, over written ballot papers will be rejected.
6. In case of representative of body corporate and corporation, Postal Ballot must be accompanied with copy of CNIC of authorized person, along with a duly attested copy of Board resolution, Power of Attorney, or Authorization Letter in accordance with Section(s) 138 or 139 of the Companies Act 2017, as applicable, unless these have already been submitted along with Proxy Form. In case of foreign body corporate etc. all documents must be attested from the Pakistani Embassy having jurisdiction over the member.
7. Ballot paper has also been placed on the website of the Company www.nagina.com. Members may download the ballot paper form the website or use original/photocopy published in newspapers.

Vision:

To be the market leader by being the best and providing the best.

Mission:

Being one of the leading manufacturers of high quality greige fabric for apparel and home furnishing, we are committed to high quality product and customer satisfaction.

Our mission is to continually improve our products and services for our worldwide customers and to provide a better return to our shareholders.

We believe in keeping our production facilities equipped with the modern technologies by continuous upgrading to be competitive in the markets.

We strive towards building long-term and better relationship with our suppliers.

We care for our employees by providing them a healthy and safe working environment and opportunity for growth through learning and experience.

We do have a social responsibility towards our community in which we operate and we are committed to safety, health and environment in all our operations.

REVIEW REPORT BY THE CHAIRMAN ON THE OVERALL PERFORMANCE OF BOARD AND EFFECTIVENESS OF THE ROLE PLAYED BY THE BOARD IN ACHIEVING THE COMPANY'S OBJECTIVES

The Board of Directors (the Board) of Prosperity Weaving Mills Limited (PWML) has performed their duties diligently in upholding the best interest of shareholders of the Company and has managed the affairs of the Company effectively and efficiently. The Board has exercised its powers and has performed its duties in compliance with Companies Act 2017 and Listed Companies (Code of Corporate Governance) Regulations, 2019 (the Code). During the financial year 2022-23 the Board achieved its objectives by performing the following functions:

- Actively participated in the strategic planning process, enterprise risk management system, policy development, and financial structure, monitoring and approval;
- All the significant issues throughout the year were presented before the Board or its committees to strengthen and formalize the corporate decision making process and particularly all the related party transactions executed by the Company were approved by the Board on the recommendation of the Audit Committee. In case the majority of the Directors either directly, or indirectly becomes interested in related party transactions due to Group's structure; accordingly, additional approval from shareholders in respect of transactions with a related party shall be obtained in the Annual General Meeting so that the Company can carry its business smoothly;
- Reviewed the effectiveness of internal control system through self-assessment mechanism and / or internal audit activities;
- Approved the director's report, quarterly and annual financial statements and ensured that the content of the directors' report are in accordance with the requirement of applicable laws and regulations;
- Ensured the hiring, evaluation and compensation of quality professionals with focus on creating a work environment with equal opportunity for all
- Ensured the timely dissemination of information among its members and that the Board members are kept abreast of developments between meetings;
- Exercised its powers in light of the power assigned to the Board as per the relevant laws and regulations applicable on the Company and the Board has always prioritized the Compliance with all the applicable laws and regulations in terms of their conduct as directors and exercising their powers and decision making; and
- Necessary Board agenda and related supporting documents were duly made available to the board in sufficient time before the Board and its Committee Meetings. The non-executive and independent directors are equally involved in important decisions of the board.

The annual evaluation of the Board's performance is assessed based on the key areas where the Board requires clarity to provide high level oversight, including the strategic process; key business drivers and performing milestones, the global economic environment and competitive context in which the Company operates; the risks faced by the Company's business; Board dynamics; capability and information flows. Based on the aforementioned, it can reasonably be stated that the Board of PWML has played a key role in ensuring that the Company objectives are not only achieved but also exceeded expectations through a joint effort with the management team and guidance and oversight by the Board and its members.



Shahzada Ellahi Shaikh
Chairman

Lahore: September 25, 2023

بورڈ کی مجموعی کارکردگی اور کمپنی کے مقاصد کے حصول میں بورڈ کے مؤثر کردار پر چیئرمین کی جائزہ رپورٹ

پراسپرٹی ویلج ملٹینڈ (PWML) کے بورڈ آف ڈائریکٹرز (بورڈ) نے کمپنی کے حصہ داروں کے بہترین مفاد کو برقرار رکھنے میں اپنی ذمہ داریاں تدریج سے انجام دیے ہیں اور کمپنی کے امور کو مؤثر اور بروقت انداز سے منظم کیا ہے۔ بورڈ نے کمپنی ایکٹ 2017 اور سیکورٹیز (کوڈ آف کارپوریٹ گورننس) ریگولیشنز، 2019 (کوڈ) کی تعمیل میں اپنے فرائض سرانجام دیے ہیں۔ مالی سال 2022-23 کے دوران بورڈ نے درج ذیل کام سرانجام دیے کر اپنے مقاصد حاصل کئے:

- اسٹریٹجک منصوبہ بندی کے عمل، ادارے کو لاحق خطرات کا انتظامی نظام، پالیسی ڈویلپمنٹ، اور مالیاتی ساخت کی نگرانی اور منظوری میں فعال طور پر حصہ لیا ہے۔
 - سال بھر میں تمام اہم مسائل، بورڈ یا اس کی کمیٹیوں کے دربردارہ کاروباری فیصلہ سازی کے عمل کو مضبوط بنانے کے لئے پیش کئے گئے اور خاص طور پر کمپنی کی طرف سے کئے گئے تمام متعلقہ پارٹی کے ساتھ لین دین کو آڈٹ کمیٹی کی سفارشات پر بورڈ نے منظوری دی۔ اگر ڈائریکٹرز کی اکثریت براہ راست یا بالواسطہ طور پر گروپ کے سٹرکچر کی وجہ سے متعلقہ فریق کے لین دین میں دلچسپی رکھتی ہے، اس کے مطابق، متعلقہ فریق کے ساتھ لین دین کے سلسلے میں حصص یافتگان سے اضافی منظوری سالانہ اجلاس عام میں حاصل کی جائے گی تاکہ کمپنی اپنے کاروبار کو آسانی سے چلا سکے۔
 - اس بات کو یقینی بنایا ہے کہ اندرونی کنٹرول کا مناسب نظام موجود ہے اور خود تشخیص طریقہ کار اور یا انٹرنل آڈٹ سرگرمیوں کے ذریعے اس کی باقاعدگی سے جانچ پڑتال کی جاتی ہے۔
 - ڈائریکٹرز کی رپورٹ، سرمایہ اور سالانہ مالیاتی گوشواروں کی منظوری دی اور اس بات کو یقینی بنایا کہ ڈائریکٹرز کی رپورٹ کا مواد قابل اطلاق قوانین اور ضوابط کے تقاضوں کے مطابق ہے۔
 - سب کے لیے یکساں مواقع کے ساتھ کام کا ماحول بنانے پر توجہ کے ساتھ پیشہ ورانہ فراہمی کی معیاری خدمات حاصل کرنے، تفصیلات اور معاوضے کو یقینی بنایا۔
 - اپنے اراکین کے درمیان بروقت طریقے سے تسلی بخش معلومات کے تبادلے کو یقینی بنایا اور بورڈ کے ممبران کو اجلاس کے درمیان ڈویلپمنٹ ہارے میں لمحہ بہ لمحہ باخبر رکھا گیا ہے۔
 - کمپنی پر قابل اطلاق متعلقہ قوانین اور قواعد و ضوابط کی روشنی میں دئے گئے اختیارات کے مطابق اپنے اختیارات کا استعمال کیا ہے اور بورڈ نے ہمیشہ بحیثیت ڈائریکٹرز اپنے اختیارات کے استعمال اور فیصلہ سازی کرنے کے برتاؤ میں تمام قابل اطلاق قوانین اور قواعد و ضوابط کی تعمیل کو ترجیح دی ہے اور
 - بورڈ اور اس کی ذیلی کمیٹی کی مینٹگ سے مناسب قبل از وقت، ضروری ایجنڈا اور اس سے متعلق دستاویزات مہیا کیے گئے۔ نان ایگزیکٹو اور آڈائٹرز بورڈ کے اہم فیصلوں میں برابر کے شریک ہیں۔
- بورڈ کی سالانہ کارکردگی اہم شعبوں پر مبنی ہے جہاں بورڈ کو اعلیٰ درجے کی نگرانی مہیا کرنے بشمول اسٹریٹجک عمل، کلیدی کاروباری امور، سٹاک مہلکی تعمیل، عالمی معاشی ماحول اور سماجی سیاق و سباق جس میں کمپنی کام کرتی ہے، کمپنی کے کاروبار کو درپیش خطرات، بورڈ کے محرکات، صلاحیت اور معلومات مہیا کرنے کے لئے وضاحت دینے کی ضرورت ہوتی ہے۔ مذکورہ بالا کی بنیاد پر، یہ مناسب طور پر کہا جاسکتا ہے کہ PWML کے بورڈ نے اس بات کو یقینی بنانے میں اہم کردار ادا کیا ہے کہ کمپنی کے مقاصد کو نہ صرف حاصل کیا جاسکتا ہے، بلکہ بورڈ اور اس کے ارکان کی راہنمائی اور نگرانی کے ذریعے انتظامیہ کی مشترکہ کوششوں کے ساتھ توقعات سے بھی آگے بڑھا جاسکتا ہے۔



شہزادہ الہی شیخ

چیئرمین

لاہور، 25 ستمبر 2023

DIRECTORS' REPORT TO THE MEMBERS

The Directors have the honour to present 32nd Annual Report of your Company together with Audited Financial Statements and Auditors' Report thereon for the year ended June 30, 2023. Figures for the previous year ended June 30, 2022 are included for comparison.

Financial Results

The year under review has been a turbulent and economically testing year. Inflation, supply disruptions, liquidity shortages, slumping export and local demand characterized the year. Alhamdulillah, despite the challenging economic situation, your company has managed to remain profitable. The after tax profit for the year stood at Rs. 153,128,824 or 1.04% of sales compared to Rs. 349,904,297 or 2.72% of sales during same period of last year (SPLY). Earning per share (EPS) for the year is Rs. 8.29 compared to Rs. 18.93 during SPLY.

Sales revenue increased by 13.95% over the SPLY and stood at Rs. 14,654,707,984 compared to Rs. 12,860,618,823 during SPLY. The increase is mainly due to volume rise, price increase and rupee devaluation against USD. Cost of sales rose from 91.48% of sales during SPLY to 92.54% of sales during the period under review. The rise in cost of sales was primarily due to increase in energy costs, labour costs, store and spares etc, which led to lower gross profit. As a result, the company's gross profit margin decreased from 8.52% of sales during SPLY to 7.46% of sales during the period under review. The increase in sales revenue was offset by a rise in costs, leading to a reduction in overall profitability.

Due to inflationary pressures, distribution costs surged from 1.74% of sales in the same period last year (SPLY) to 2.48% of sales in the current year. Administration expenses also increased from 0.97% of sales in SPLY to 1.01% of sales in the current period. However, other operating expenses decreased from 0.36% of sales during SPLY to 0.20% of sales during the period under review. The decrease is mainly due to lower provisions for WPPF and WWF because of lower profitability in comparison to SPLY.

The company has been able to generate stable cash flows and made timely discharge of its operating liabilities. During the year, interest rates rose to historically high levels. High interest rates have raised bank financing costs to unbearable levels. State Bank of Pakistan (SBP) is not allowing LTFF financing for purchase of machinery. Consequently, all the imported machinery retired in last one year or so is exposed to market based interest rates. All these factors in combination have resulted in rise in finance cost to 1.63% of sales during the period as compared to 0.91% of sales during SPLY.

According to the figures issued by the Pakistan Cotton Ginners Association, for the crop year 2023-24, Kapas, (seed cotton) arrivals up to September 15, 2023, at the Ginneries totaled 3.934million bales compared to 2.187 million bales for the year 2022-23 showing increase in arrival of 79.91%. Further, because of increased sowing area and better climatic conditions, we hope by the grace of Allah, the crop size in this year will rise to around 10 million bales as compared to 5.4 million bales during last year. This is a significant improvement in crop size. We hope this improvement in crop size will reduce reliance on imported cotton as well as ease the burden on the foreign exchange of the country.

Capital Assets Investment

Your company is continuing to pursue BMR and expansion programs. During the year, 48 new looms have been installed and started production. After the current BMR/Expansion plan, the total installed capacity now stands at 382 looms. During the year under review, your Company has invested Rs. 1,087 million (2022: Rs. 454.187 million) in the Expansion, Balancing, Modernization and Replacement (BMR) of building, plant and machinery and related assets.

Future Prospects and Outlook

The company has been enduring a persistently challenging economic landscape. The profit margins for our products have been under pressure, and the demand for fabric remains lackluster. Additionally, our customers are complaining of depressed demand for finished goods putting downward pressure on fabric demand. The recent implementation of monetary tightening policies by central banks in major economies has raised concerns about the possibility of a global recession. This unfavorable backdrop has resulted in a noticeable slowdown in global textile demand. Despite these adverse conditions, we are apprehensive that the government will continue to raise costs related to wages, electricity, fuel, and finances, which will, in turn, lead to increased expenses in areas such as spare parts, administration, transportation, and overall conversion costs.

The challenge facing the company is to remain profitable inspite of inflation and reduced demand. Your management is aware of the current difficult situation and is consistently evaluating its approach to meet customer demands, enhance productivity through innovation, efficiency and effective cost management initiatives. The recent Standby Agreement (SBA) with the IMF for USD 3 billion has provided breathing space to the deteriorating economy. The IMF deal is likely to restore market confidence and hopefully will lead to a revival of economic activities within the Country. The expectation of a 10 million plus bales crop of cotton is another positive element.

It is hoped that the Government will bring in business friendly policies such as uninterrupted energy supplies in cost effective manner, refund of outstanding sales tax and income tax, controlling the inflation rate and reducing the financial costs and release of LTFF facility against the machinery against which LCs has already been retired. Government policies should encourage the completion of the value chain in the textile sector so that the country can export finished products.

Dividend

The Board of Directors has recommended final cash dividend @30% i.e. Rs. 3/- per ordinary share for the year ended June 30, 2023. The dividend will amount to Rs. 55,440,000.

Principal Activity

The principal activity of the Company is manufacturing and sale of woven cloth.

Principal Risks and Uncertainties

The Board of Directors are responsible to oversee the Company's operations and to devise an effective strategy to mitigate any potential adverse impact of risks.

The Company's principal financial liabilities, comprise long term finances, trade and other payables and short-term borrowings. The main purpose of these financial liabilities is to raise finance for the Company's operations. The Company's principal financial assets comprise of trade debts, advances, short-term deposits, other receivables and cash and bank balances that arise directly from its operations.

The Company's activities expose it to a variety of financial risks: market risk (including currency risk, interest rate risk and price risk), credit risk and liquidity risk.

The Company's overall risk management programme focuses on the unpredictability of financial markets and seeks to minimize potential adverse effects on the financial performance.

Material Changes and Commitments

No adverse material changes and commitments affecting the financial position of the Company have occurred between the end of the financial year to which this balance sheet relates and the date of the Director's Report.

ISO 9001: 2015 Certification

The Company continues to operate at high standards of quality and had obtained latest version of certification valid until June 19, 2024. The quality control certification helps to build up trust of new and old customers.

Corporate Social Responsibility (CSR)

The Company strongly believes in the integration of Corporate Social Responsibility into its business, and has consistently worked for the uplift of communities that are influenced directly or indirectly by our business. In line with our CSR policy, management helped in developing a school in the factory site to impart preliminary level education for children of factory workers as well as for the nearby community.

Environment, Health and Safety

The Company maintains safe working conditions avoiding the risk to the health of employees and public at large. The management has maintained safe environment in all its operations throughout the year and is constantly upgrading their safety and living facilities.

Safety is a matter of concern for machinery as well as the employees working at plant. Fire extinguishers and other fire safety equipments have been placed at sites as well as registered and head office of the Company. Regular drills are performed to ensure efficiency of fire safety equipments.

Internal Financial Controls

A system of sound internal control is established and implemented at all levels of the Company by the Board of Directors. The system of internal control is sound in design for ensuring achievement of Company's objectives and operational effectiveness and efficiency, reliable financial reporting and compliance with laws, regulations and policies.

Related Parties

All related party transactions were on an arm's length basis which were in line with transfer pricing methods and the policy for related parties approved by the Board. All related party transactions were duly approved by the internal audit followed by the approval of the audit committee and placed before the Board for their consideration and approval. However, the Board of Directors in their meeting decided that the related party transactions approved by the Board shall also be placed before the general meeting of the company for member's approval.

Furthermore, the Board of Directors also decided to avail the approval of members in the general meeting of the company for the transactions to be carried out during the fiscal year ending June 30, 2024 and same shall be placed before the shareholders in the next general meeting for their formal ratification/approval.

Shareholding Pattern

The shareholding pattern as at June 30, 2023 for ordinary shares is annexed.

Appointment of Auditors

The present External Auditors M/s. Yousuf Adil, Chartered Accountants, Lahore are due to retire and being eligible, have offered themselves for re-appointment as Auditors for the financial year 2023-24. As proposed by the Audit Committee, the Board recommends their appointment as auditors of the Company for the year ending June 30, 2024.

Financial Statements Audit

Financial statements of the Company have been audited without any qualification by Messrs Yousuf Adil, Chartered Accountants, the statutory external auditors of the Company.

Corporate Governance & Financial Reporting Framework

Further, Directors are pleased to report that:

- a) The financial statements prepared by the management of the Company present fair state of Company's operations, cash flows and changes in equity.
- b) Proper books of account of the Company have been maintained.
- c) Appropriate accounting policies have been consistently applied in the preparation of financial statements and accounting estimates are based upon reasonable and prudent judgment.
- d) International Financial Reporting Standards (IFRS), as applicable in Pakistan, have been followed in the preparation of financial statements any departures therefrom have been adequately disclosed and explained.
- e) The system of internal control is sound in design and has been effectively implemented and monitored.
- f) There are no doubts upon the Company's ability to continue as a going concern.
- g) Key operating and financial data for the last six years is annexed.
- h) There are no statutory payments on account of taxes, duties, levies and charges that are outstanding as on June 30, 2023 except for those disclosed in the financial statements.

Composition of Board

The Board of Directors as at June 30, 2023 consist of:

Total number of Directors:

a)	Male	9 (Nine)
b)	Female	1 (One)

Composition:

(i)	Independent Directors	3 (Three)
(ii)	Other Non-executive Directors	6 (Six)
(iii)	Executive Director	1 (One)

Mr. Shahzada Ellahi Shaikh	Chairman
Ms. Parveen Akhter Malik	
Mr. Arfa Waheed Malik	
Mr. Aneeq Khawar	
Mr. Javaid Bashir Sheikh	
Mr. Shaukat Ellahi Shaikh	
Mr. Shafqat Ellahi Shaikh	
Mr. Amin Ellahi Shaikh	
Mr. Haroon Shahzada Ellahi Shaikh	
Mr. Raza Ellahi Shaikh	Director / Chief Executive Officer

Committees of the Board:

The Board has made following sub-committees:

Audit Committee

Ms. Parveen Akhter Malik	Chairperson
Mr. Amin Ellahi Shaikh	Member
Mr. Haroon Shahzada Ellahi Shaikh	Member

Human Resource and Remuneration (HR&R) Committee

Ms. Parveen Akhter Malik	Chairperson
Mr. Raza Ellahi Shaikh	Member
Mr. Amin Ellahi Shaikh	Member

Executive Committee

Mr. Raza Ellahi Shaikh	Chairman
Mr. Shahzada Ellahi Shaikh	Member
Mr. Amin Ellahi Shaikh	Member
Mr. Haroon Shahzada Ellahi Shaikh	Member

Significant Features of Directors' Remuneration

The Board of Directors has approved a formal policy for remuneration of executive and non-executive directors depending upon their responsibility in affairs of the Company. The remuneration is commensurate with their level of responsibility and expertise needed to govern the Company successfully and to encourage value addition from them.

The Chairman of the Board is paid remuneration as approved by the Board. Non-executive directors including the independent director are entitled only for fee for attending the Board and its committees' meetings. Remuneration of executive and non-executive directors shall be approved by the Board, as recommended by the Human Resource and Remuneration Committee. For information on remuneration of Directors and CEO in 2022-23, please refer notes to the Financial Statements.

Acknowledgment

Continued diligence and devotion of the staff and workers of the Company and good human relations at all levels deserve acknowledgement. The Directors also wish to place on record their thanks to the bankers, workers and other stakeholders for their continued support to the Company.

On behalf of the Board



Raza Ellahi Shaikh
Chief Executive Officer (CEO)

Lahore: September 25, 2023



Haroon Shahzada Ellahi Shaikh
Director

ممبران کے لئے ڈائریکٹرز کی رپورٹ

مجلس انشاء 30 جون 2023ء کو اختتام سال کے لئے کمپنی کی 32 ویں سالانہ رپورٹ معہ نظر ثانی شدہ مالیاتی حسابات اور اس پر محاسب کی رپورٹ پیش کرتے ہوئے خوشی محسوس کر رہی ہے۔ 30 جون 2022ء کو ختم ہونے والے گزشتہ سال کے اعداد و شمار بھی موازنہ کے لئے شامل کئے گئے ہیں۔

کمپنی کی کارکردگی

زیر جائزہ سال معاشی طور پر کشیدہ اور اتار چڑھاؤ کا شکار رہا۔ مہنگائی، پلائی میں غلل، کیوبیڈیٹی کی قلت، برآمدات اور مقامی طلب کی گراؤت سال کی خصوصیت رہی ہے۔ الحمد للہ، کمپنی نے مشکل معاشی حالات کے باوجود منافع کمایا ہے۔ کمپنی نے گزشتہ سال کی اسی مدت کے دوران 349,904,297 روپے یا فروخت کا 2.72 فیصد کے مقابلے 153,128,824 روپے یا فروخت کا 1.04 فیصد کا بعد از ٹیکس منافع درج کیا ہے۔ نی شیئر آمدنی (EPS) گزشتہ سال کی اسی مدت کے دوران 18.93 روپے کے مقابلے اس سال 8.29 روپے ہے۔

فروخت آمدن میں گزشتہ سال کی اسی مدت کے دوران سے 13.95 فیصد کا اضافہ ہوا اور گزشتہ سال کی اسی مدت کے دوران 12,860,618,823 روپے کے مقابلے 14,654,707,984 روپے رہی۔ فروخت آمدن میں اضافے کی بنیادی وجہ حجم میں اضافہ، قیمتوں میں اضافہ اور امریکی ڈالر کے مقابلے روپیہ کی قدر میں کمی کی وجہ سے ہوا۔ گزشتہ سال کی اسی مدت کے دوران فروخت کی لاگت فروخت کی 91.48 فیصد سے بڑھ کر زیر جائزہ سال کے دوران فروخت کی 92.54 فیصد تک ہوئی۔ توانائی کی قیمتوں، لیبر کی قیمتوں، سنور اور اسپیریز وغیرہ کی قیمتوں میں بھی اضافہ ہے۔ جس نے مجموعی منافع کو کم کر دیا۔ جس کے نتیجے میں، گزشتہ سال کی اسی مدت کے دوران کمپنی کا مجموعی منافع مارجن (GP) فروخت کے 8.52 فیصد سے کم ہو کر زیر جائزہ سال کے دوران فروخت کا 7.46 فیصد ہو گیا۔ بڑھتی ہوئی لاگت سے زیادہ فروخت قیمت کا اثر زائل ہو گیا جس کے نتیجے میں منافع کم ہوا۔

افراط زر کے دباؤ کی وجہ سے، ڈسٹری بیوٹن لاگت گزشتہ سال کی اسی مدت کے دوران فروخت کی 1.74 فیصد سے بڑھ کر موجودہ سال میں فروخت کی 2.48 فیصد ہوئی۔ انتظامی اخراجات بھی گزشتہ سال کی اسی مدت کے دوران فروخت کے 0.97 فیصد سے بڑھ کر موجودہ مدت میں فروخت کے 1.01 فیصد ہوئے۔ تاہم، دیگر آپریٹنگ اخراجات گزشتہ سال کی اسی مدت کے دوران فروخت کے 0.36 فیصد سے کم ہو کر زیر جائزہ مدت کے دوران فروخت کے 0.20 فیصد ہو گئے۔ یہی بنیادی طور پر WPPF اور WWF کی کم پروڈیون کی وجہ سے ہوئی کیونکہ گزشتہ سال کے موازنہ میں منافع کم ہے۔

کمپنی مستحکم نقد بہا پیدا کرنے میں کامیاب رہی ہے اور اس نے اپنی آپریٹنگ اور مالی ذمہ داریوں کو بروقت ادا کیا ہے۔ سال کے دوران، شرح سود تاریخی بلند ترین سطح پر پہنچ گئی۔ زیادہ شرح سود نے بینک کی مالیاتی لاگت کو ناقابل برداشت سطح تک بڑھا دیا ہے۔ اسٹیٹ بینک آف پاکستان (SBP) مشینری کی خریداری کے لیے LTFF فنڈنگ کی اجازت نہیں دے رہا ہے۔ نتیجتاً، گزشتہ ایک سال یا اس سے زائد عرصے میں ریٹائر ہونے والی تمام درآمدہ مشینری کو مارکیٹ بیڈ شرح سود کا سامنا ہے۔ ان تمام عوامل کے متضاد کے نتیجے میں مالیاتی لاگت گزشتہ سال کی اسی مدت کے دوران فروخت کے 0.91 فیصد کے مقابلے میں اس مدت کے دوران فروخت کے 1.63 فیصد تک زیادہ ہو گئی ہے۔

پاکستان کاشن ہیز زائیوسی ایژن کی طرف سے فصل سال 2023-24 کے لئے جاری کردہ اعداد و شمار کے مطابق 15 ستمبر 2023ء تک جزیرہ میں کپاس، (بیج کپاس) کی پہنچ سال 2022-23 کی کل 2.187 ملین گانٹھوں کے مقابلے میں 3.934 ملین گانٹھیں ہوئی جو کہ 79.91 فیصد کا اضافہ ظاہر کر رہی ہے۔ مزید برآں، بوائی کے رقبہ میں اضافے اور بہتر موسمی حالات کی وجہ سے، ہم اللہ کے فضل سے امید کرتے ہیں کہ گزشتہ سال 5.4 ملین گانٹھوں کے مقابلے میں اس سال فصل کا حجم بڑھ کر تقریباً 10 ملین گانٹھوں تک پہنچ جائے گا۔ یہ فصل کے سائز میں نمایاں بہتری ہے۔ ہمیں امید ہے کہ فصل کے سائز میں اس بہتری سے درآمدی کپاس پر انحصار کم اور ملک کے زر مبادلہ پر بوجھ بھی کم ہوگا۔

طویل مدتی اثاثوں کی سرمایہ کاری

آپ کی کمپنی نے BMR اور توسیع کے پروگراموں کو جاری رکھا ہوا ہے۔ سال کے دوران، 48 نئی لومز نصب اور پیداوار شروع کر دی ہے۔ موجودہ BMR/توسیع کے منصوبے کے مکمل طور پر نافذ ہونے کے بعد، اب نصب شدہ کل صلاحیت 382 لومز ہو گئی ہے۔ زیر جائزہ سال کے دوران، آپ کی کمپنی نے عمارت، پلانٹ اور مشینری اور متعلقہ اثاثوں کی توسیع، توازن، جدت اور تہہ ملی (BMR) میں 1,087 ملین روپے (454.187 ملین روپے) کی سرمایہ کاری کی ہے۔

مستقبل کے امکانات

کمپنی مسلسل مشکل معاشی ماحول میں کام کر رہی ہے۔ اس کی مصنوعات پر منافع کا مارجن کم ہو گیا ہے۔ فیکرک کی طلب غیر تلی بخش ہے۔ مزید برآں، تیار سامان کے ہمارے صارفین طلب میں کمی کی شکایت کرتے ہیں جس کی وجہ فیکرک کی طلب پر کمی کا دباؤ پڑ رہا ہے۔ بڑی معیشتوں میں مرکزی بینکوں کی طرف سے مالیاتی سخت پالیسیوں کے نفاذ نے عالمی کساد بازاری کے امکانات کے خدشات کو جنم دیا ہے۔ اس غیر موزوں پس منظر کی وجہ سے ٹیکسٹائل کی عالمی طلب میں نمایاں کمی واقع ہو گئی ہے۔ اس ناسازگار ماحول کے باوجود، ہم توقع کرتے ہیں کہ حکومت اجرتوں، بجلی، ایندھن اور مالیاتی اخراجات میں مزید اضافہ کرے گی جس کے نتیجے میں اسپینرز، انتظامیہ، ٹرانسپورٹ اور مجموعی طور پر تادلوں کی لاگت میں اضافہ ہو جائے گا۔

زیادہ افراط زر اور کم طلب کمپنی کے منافع بخش رہنے کے لئے اہم چیلنج ہیں۔ آپ کی انتظامیہ موجودہ صورتحال سے آگاہ اور صارفین کی طلب کو پورا کرنے، اختراع، کارکردگی اور موثر لاگت انتظامی اقدامات کے ذریعے پیداواری صلاحیت کو بڑھانے کے لیے اپنے نقطہ نظر کا مسلسل جائزہ لے رہی ہے۔ آئی ایم ایف کے ساتھ 3 بلین امریکی ڈالر کے حالیہ اسٹینڈ بائی ایگریمنٹ (SBA) نے کشیدہ معیشت کو کچھ سکون فراہم کیا ہے۔ آئی ایم ایف معاہدہ سے مارکیٹ کا اعتماد بحال ہونے کا امکان ہے اور امید کرتے ہیں کہ اس سے ملک کے اندر معاشی سرگرمیوں کی بحالی ہوگی۔ کپاس کی 10 ملین سے زائد گانٹھوں کی فصل کی توقع بھی ایک مثبت عنصر ہے۔

یہ امید کی جاتی ہے کہ حکومت کاروبار میں موثر لائسنس یا تعطل تو اتائی کی فراہمی، بقایا سیکورٹس اور انکم ٹیکس کی واپسی جیسی دوستانہ پالیسیاں لائے گی تاکہ افراط زر کی شرح کو کنٹرول اور مالی اخراجات کو کم اور مشینری جس کے مقابل ایل بیز پیلے ہی ریٹائر ہو چکی ہیں کے لئے LTFE سہولت کا اجراء کیا جاسکے۔ حکومتی پالیسیاں ٹیکسٹائل شعبہ میں ویلوی چین کی مکمل حوصلہ افزاء ہونی چاہئیں تاکہ ملک تیار مصنوعات برآمد کر سکے۔

منافع منقسمہ

بورڈ آف ڈائریکٹرز نے 30 جون 2023 کو ختم ہونے والے سال کے لئے حتمی نقد منافع منقسمہ شرح 30 فیصد یعنی 31 روپے فی عام شیئر کی منظوری دی ہے۔ منافع منقسمہ کی رقم 55,440,000 روپے ہے۔

اصل سرگرمی

کمپنی کی نمایاں سرگرمی نئے ہونے پڑے کی تیاری اور فروخت کرنا ہے۔

نمایاں خطرات اور غیر یقینی حالات

بورڈ آف ڈائریکٹرز کمپنی کے آپریشنز کی نگرانی اور خطرات کے کسی ممکنہ منفی اثر کے سدباب کے لئے موثر حکمت عملی وضع کرنے کے ذمہ دار ہیں۔

کمپنی کی اصل مالی ادا بینگیوں میں طویل مدتی قرضے، تجارتی اور دیگر قابل ادا بینگیوں اور مختصر مدتی قرضے شامل ہیں۔ ان مالی ادا بینگیوں کا اہم مقصد کمپنی کے آپریشنز کے لئے فنڈس کا بندوبست کرنا ہے۔ کمپنی کے اصل مالیاتی اثاثوں میں تجارتی وصولیاں، بینکنگ ادا بینگیوں، مختصر مدتی ڈیپازٹس، دیگر وصولیاں اور نقدی اور بینک بینکنگ شامل ہیں جو اس کے آپریشنز سے براہ راست حاصل ہوتے ہیں۔ کمپنی کی سرگرمیوں کو کئی قسم کے مالیاتی خطرات کا سامنا ہے۔ جس میں مارکیٹ خطرہ (بشمول کرنسی خطرہ، شرح سود کا خطرہ اور قیمت کا خطرہ)، ادھار کا خطرہ اور نقدی بہاؤ کا خطرہ شامل ہے۔ کمپنی کا مجموعی رسک مینجمنٹ پروگرام مالیاتی مارکیٹوں کی غیر متوقعات پر توجہ مرکوز اور مالی کارکردگی پر ممکنہ منفی اثرات کو کم کرنے کی کوشش کرتا ہے۔

اہم تہدیلیاں اور معاہدات

اس بیلنس شیٹ سے متعلقہ مالی سال کے اختتام اور ڈائریکٹرز رپورٹ کی تاریخ کے درمیان، کمپنی کی مالی حیثیت پر اثر انداز ہونے والی کوئی اہم منفی تبدیلیاں اور معاہدات رونما نہیں ہوئے۔

ISO 9001: 2015 سرٹیفیکیشن

کمپنی کو الٹی کے اعلیٰ معیارات پر کام سرانجام دیتی ہے اور کمپنی نے 19 جون 2024 تک کارآمد سرٹیفیکیشن کے حالیہ ورژن حاصل کر رکھے ہیں۔ کو الٹی کنٹرول سرٹیفیکیشن نئے اور پرانے کسٹمرز کے اعتماد کو فروغ دینے میں مدد کرتی ہے۔

کاروباری سماجی ذمہ داری

کمپنی اپنے کاروبار میں کاروباری سماجی ذمہ داری کے انضمام پر پختہ یقین رکھتی ہے، اور وہ کمیونٹیز جو ہمارے کاروبار سے براہ راست یا بالواسطہ طور پر متاثر کر رہی ہیں ان کی ترقی کے لئے مسلسل کوشاں ہیں۔ ہماری سی ایس آر پالیسی کے مطابق، انتظامیہ نے فیکٹری ورکرز اور نزدیکی کمیونٹی کے بچوں کی ابتدائی سطح کی تعلیم کے لئے فیکٹری سائٹ میں سکول کو ترقی دینے میں مدد کی ہے۔

ماحول، صحت اور تحفظ

کمپنی اپنے ملازمین اور عوام کی صحت کو درپیش خطرات سے بچانے کے لئے محفوظ کام کے حالات کو برقرار رکھتی ہے۔ انتظامیہ نے سال بھر اپنے تمام انتظامات میں محفوظ ماحول کو برقرار رکھا ہے اور مسلسل ان کی حفاظت اور زندگی کی سہولیات کو بہتر بناتی رہی ہے۔

مشینری اور ساتھ میں پلانٹ پر کام کرنے والے ملازمین کا تحفظ ایک تشویش کی بات ہے۔ آگ بجھانے والے آلات اور آگ سے بچاؤ کے دیگر آلات کمپنی کی سائنس کے ساتھ ساتھ اس کے رجسٹرڈ اور مرکزی دفتر میں نصب کئے گئے ہیں۔ آگ سے بچاؤ کے آلات کی کارکردگی کو یقینی بنانے کے لئے باقاعدہ مشقیں کی جاتی ہیں۔

اندرونی مالیاتی کنٹرول

بورڈ آف ڈائریکٹرز کی طرف سے کمپنی کے تمام سطحوں پر مضبوط اندرونی کنٹرول کا ایک نظام قائم اور نافذ کیا گیا ہے۔ اندرونی کنٹرول کا نظام کمپنی کے مقاصد اور آپریشنل مؤثرگی اور کارکردگی کے حصول، قابل اعتماد مالیاتی رپورٹنگ اور قوانین، قواعد و ضوابط اور پالیسیوں کی تعمیل کو یقینی بنانے کے لئے ڈیزائن میں مستحکم ہے۔

متعلقہ پارٹیاں

تمام متعلقہ پارٹیوں کے ساتھ لین دین بورڈ سے منظور شدہ منتقلی قیمتوں کے طریقوں کے مطابق تھے۔ تمام متعلقہ پارٹی ٹرانزیکشنز کو اندرونی آڈٹ کے ذریعے باضابطہ طور پر منظور کیا گیا جس کے بعد آڈٹ کمیٹی کی منظوری دی گئی اور ان کے غور و خوض اور منظوری کے لیے بورڈ کے سامنے رکھا گیا۔ تاہم، بورڈ آف ڈائریکٹرز نے اپنے اجلاس میں فیصلہ کیا کہ بورڈ کی طرف سے منظور شدہ متعلقہ پارٹی ٹرانزیکشنز کو بھی ممبران کی منظوری کے لیے کمپنی کے اجلاس عام میں ان کے سامنے رکھا جائے گا۔

مزید برآں، بورڈ آف ڈائریکٹرز نے یہ بھی فیصلہ کیا کہ 30 جون 2024ء کو ختم ہونے والے مالی سال کے دوران کیے جانے والے لین دین کے لیے کمپنی کے اجلاس عام میں ممبران کی منظوری حاصل کی جائے گی اور اسے اگلے اجلاس عام میں ان کی رسمی توثیق/منظوری کے لیے بیئر ہولڈرز کے سامنے رکھا جائے گا۔

ضمنہ و حصص داری

30 جون 2023ء کے مطابق عام شیئرز کے لئے ضمنہ و حصص داری منسلک کیا گیا ہے۔

آڈیٹرز کی تقرری

ریٹائر ہونے والے میسرز یوسف عادل، چارٹرڈ اکاؤنٹنٹس، کراچی نے اہل ہونے کی بنا پر مالی سال 2023-24 کے لئے بحیثیت آڈیٹرز دوبارہ تقرری کے لئے اپنے آپ کو پیش کیا ہے۔ آڈٹ کمیٹی کی تجویز کے مطابق، بورڈ آف ڈائریکٹرز نے 30 جون 2024ء کو ختم ہونے والے سال کے لیے بطور آڈیٹرز تقرری کی منظوری دی ہے۔

مالیاتی حسابات کا آڈٹ

کمپنی کے مالی حسابات، کمپنی کے قانونی ایکسٹرنل آڈیٹرز، میسرز یوسف عادل، چارٹرڈ اکاؤنٹنٹس کی طرف سے کسی کوالیفیکیشن کے بغیر نظر ثانی شدہ ہیں۔

کاروباری نظام اور مالیاتی رپورٹنگ کا طریقہ کار

مزید ڈائریکٹرز بخوشی بیان کرتے ہیں کہ:

a- کمپنی کی انتظامیہ کی طرف سے تیار کردہ، مالیاتی حسابات میں کمپنی کے امور نقدی بہاؤ اور سرمائے میں تبدیلیوں کو منصفانہ طور پر ظاہر کرتے ہیں۔

b- کمپنی کے کھاتہ جات بالکل صحیح طور سے بنائے گئے ہیں۔

c- مالی حسابات کی تیاری میں مناسب اکاؤنٹنگ پالیسیوں کو تسلسل کے ساتھ لاگو کیا گیا ہے اور اکاؤنٹنگ کے تخمینہ جات مناسب اور دانشمندانہ فیصلوں پر مبنی ہیں۔

d- مالی حسابات کی تیاری میں پاکستان میں لاگو بین الاقوامی مالیاتی رپورٹنگ کے معیارات (IFRS) کی پیروی کی گئی ہے، اور کسی بھی انحراف کا موزوں انکشاف اور وضاحت کی گئی ہے۔

e- اندرونی کنٹرول کے نظام کا ڈیزائن مستحکم ہے اور اسکی مؤثر طریقے سے عملدرآمد اور نگرانی کی جاتی ہے۔

f- کمپنی کے دواں دواں ہونے کی صلاحیت پر کوئی قابل ذکر شکوک و شبہات نہیں ہیں۔

g- گزشتہ چھ سال کا کلیدی آپریشننگ اور مالیاتی ڈیٹا منسلک ہے۔

h- ٹیکس، ڈیویڈنڈ، لیویز اور چارجز کی مد میں کوئی قانونی ادائیگی واجب الادا نہیں ہے جو 30 جون 2023ء کو بھایا ہوں، سوائے ان کے جو مالی حسابات میں ظاہر کر دیئے گئے ہیں۔

بورڈ کی ترتیب

30 جون 2023ء کو بورڈ آف ڈائریکٹرز مشتمل ہے:

ڈائریکٹرز کی کل تعداد:

(a) مرد 9 (نو)

(b) خاتون (ایک) 1

ترتیب:

i- آزاد ڈائریکٹرز (تین) 3

ii- دیگر نام ایگزیکٹو ڈائریکٹرز (چھ) 6

iii- ایگزیکٹو ڈائریکٹرز (ایک) 1

ڈائریکٹرز کے نام

جناب شہزادہ الہی شیخ چیئرمین

محترمہ پروین اختر ملک

جناب ارفع وحید ملک

جناب انیق خاور

جناب جاوید بشیر شیخ

جناب شوکت الہی شیخ

جناب شفقت الہی شیخ

جناب امین الہی شیخ

جناب ہارون شہزادہ الہی شیخ

جناب رضا الہی شیخ ڈائریکٹر/چیف ایگزیکٹو آفیسر

بورڈ کی کمیٹیاں

بورڈ آف ڈائریکٹرز نے مندرجہ ذیل کمیٹیاں تشکیل دی ہیں:

• آڈٹ کمیٹی

محترمہ پروین اختر ملک چیئرمین

جناب امین الہی شیخ رکن

جناب ہارون شہزادہ الہی شیخ رکن

• ہیومن ریسورس اینڈ ریمزیشن (HR&R) کمیٹی

محترمہ پروین اختر ملک چیئر پرسن

جناب رضا الہی شیخ رکن

جناب امین الہی شیخ رکن

• ایگزیکٹو کمیٹی

جناب رضا الہی شیخ چیئر مین

جناب شہزادہ الہی شیخ رکن

جناب امین الہی شیخ رکن

جناب ہارون شہزادہ الہی شیخ رکن

ڈائریکٹرز کے معاوضہ کی نمایاں خصوصیات

بورڈ آف ڈائریکٹرز نے کمیٹی کے امور میں ان کی ذمہ داری پر منحصر ایگزیکٹو اور نان ایگزیکٹو ڈائریکٹرز کے معاوضے کے لئے رسمی پالیسی کی منظوری دی ہے۔ معاوضہ کامیابی سے کمیٹی کو منظم طریقہ سے چلانے کے لئے ان کی ذمہ داری اور ضروری مہارت اور ان سے ویلویو ایڈیشن حوصلہ افزائی کی سطح کے مطابق ہے۔

چیئر مین آف بورڈ کو بورڈ کی طرف سے منظور شدہ ریمزیشن ادا کیا جاتا ہے۔ آزاد ڈائریکٹر سمیت نان ایگزیکٹو ڈائریکٹرز فقط بورڈ اور اس کی کمیٹیوں کے اجلاسوں میں شرکت کی فیس کے اہل ہیں۔ ایگزیکٹو اور نان ایگزیکٹو ڈائریکٹرز کا مشاہرہ ہیومن ریسورس اینڈ ریمزیشن کمیٹی کی سفارشات پر، بورڈ کی طرف سے منظور کیا گیا ہے۔ 2022-23 میں ڈائریکٹرز اور سی ای او کے معاوضے کی معلومات کے لئے، براہ مہربانی مالی گوشواروں کے نوٹ ملاحظہ فرمائیں۔

اظہار تشکر

کمیٹی کے عملے اور کارکنوں کی مسلسل محنت اور جذبہ باور تمام سطحوں پر اچھے تعلقات کا اعتراف کرتے ہیں۔ ڈائریکٹرز کمیٹی کی مسلسل حمایت پر بینکرز اور دیگر حصہ داروں کا بھی شکریہ ادا کرتے ہیں۔

منجانب بورڈ



رضا الہی شیخ

چیف ایگزیکٹو آفیسر (سی ای او)

لاہور: 25 ستمبر 2023ء



ہارون شہزادہ الہی شیخ

ڈائریکٹر

STATEMENT OF COMPLIANCE WITH LISTED COMPANIES (CODE OF CORPORATE GOVERNANCE) REGULATIONS, 2019

Name of Company: Prosperity Weaving Mills Limited
Year ended: June 30, 2023

The Company has complied with the requirements of the Regulations in the following manner:

1. The total number of directors are ten as per the following:
 - a) Male: Nine
 - b) Female: One
2. The composition of the Board of Directors is as follows:

Category	Names
i. Independent Directors	Ms. Parveen Akhter Malik Mr. Arfa Waheed Malik Mr. Aneeq Khawar
ii. Non-Executive Directors	Mr. Shahzada Ellahi Shaikh Mr. Javaid Bashir Sheikh Mr. Shaukat Ellahi Shaikh Mr. Shafqat Ellahi Shaikh Mr. Amin Ellahi Shaikh Mr. Haroon Shahzada Ellahi Shaikh
iii. Executive Director	Mr. Raza Ellahi Shaikh
iv. Female Director	Ms. Parveen Akhter Malik

3. The Directors have confirmed that none of them is serving as a director on more than seven listed companies, including this company.
4. The Company has prepared a Code of Conduct and has ensured that appropriate steps have been taken to disseminate it throughout the Company along with its supporting policies and procedures.
5. The Board has developed a vision/mission statement, overall corporate strategy and significant policies of the Company. The Board has ensured that complete record of particulars of the significant policies along with their date of approval or updating is maintained by the company.
6. All the powers of the board have been duly exercised and decisions on relevant matters have been taken by the Board / shareholders as empowered by the relevant provisions of the Companies Act, 2017 ("the Act") and Listed Companies (Code of Corporate Governance) Regulations, 2019 ("the Regulations").
7. The meetings of the Board were presided over by the Chairman and, in his absence, by a director elected by the Board for this purpose. The Board has complied with the requirements of the Act and the Regulations with respect to frequency, recording and circulating minutes of meeting of the Board.
8. The Board have a formal policy and transparent procedures for remuneration of directors in accordance with the Act and these Regulations.
9. The Board remained fully compliant with the provision with regards to their Directors' Training Program (DTP). Out of total ten directors, eight directors have obtained certification under DTP.

10. The Board has approved appointment of Chief Financial Officer, Company Secretary and Head of Internal Audit, including their remuneration and terms and conditions of employment and complied with relevant requirements of the Regulations.
11. Chief Financial Officer and Chief Executive Officer duly endorsed the financial statements before approval of the Board.
12. The Board has formed committees comprising of members given below:-
 - a. **Audit Committee**

Ms. Parveen Akhter Malik, Chairperson
Mr. Amin Ellahi Shaikh, Member
Mr. Haroon Shahzada Ellahi Shaikh, Member
 - b. **Human Resource and Remuneration (HR & R) Committee**

Ms. Parveen Akhter Malik, Chairperson
Mr. Raza Ellahi Shaikh, Member
Mr. Amin Ellahi Shaikh, Member
13. The terms of reference of the aforesaid committees have been formed, documented and advised to the committee for compliance.
14. The frequency of meetings of the aforesaid committees were as per following:
 - a) Audit Committee: Four quarterly meetings were held during the financial year ended June 30, 2023.
 - b) HR and Remuneration Committee: One meeting was held during the financial year ended June 30, 2023.
15. The Board has set up an effective internal audit function which is considered suitably qualified and experienced for the purpose and are conversant with the policies and procedures of the Company.
16. The statutory auditors of the Company have confirmed that they have been given a satisfactory rating under the Quality Control Review program of the Institute of Chartered Accountants of Pakistan and registered with Audit Oversight Board of Pakistan, that they and all their partners are in compliance with International Federation of Accountants (IFAC) guidelines on code of ethics as adopted by the Institute of Chartered Accountants of Pakistan and that they and the partners of the firm involved in the audit are not a close relative (spouse, parent, dependent and non-dependent children) of the Chief Executive Officer, Chief Financial Officer, Head of Internal Audit, Company Secretary or Director of the Company.
17. The statutory auditors or the persons associated with them have not been appointed to provide other services except in accordance with the Act, these Regulations or any other regulatory requirement and the auditors have confirmed that they have observed IFAC guidelines in this regard.
18. We confirm that all requirements of the regulations 3, 6, 7, 8, 27, 32, 33 and 36 of the Regulations have been complied with.

Explanation as required under the Regulations is mentioned below:

The Company has three independent directors out of ten directors. Fractional requirement for Independent directors have not been rounded up as all independent directors have requisite competencies, skills, knowledge and experience to discharge and execute their duties competently as per laws and regulations under which hereby fulfill the necessary requirements; therefore, not warrant the appointment of a fourth independent director.

19 Explanation for non-compliance with requirements, other than regulations 3, 6, 7, 8, 27, 32, 33 and 36 are below:

S #	Requirement	Explanation	Regulation No.
1.	a) It is encouraged that: (i) by June 30, 2020 at least half of the directors on their Boards; (ii) by June 30, 2021 at least 75% of the directors on their Boards; (iii) by June 30, 2022 all directors on their Boards have acquired the prescribed certification under any director training program offered by institutions, local or foreign, that meet the criteria specified by the commission and approved by it.	<ul style="list-style-type: none"> One Director, Mr. Shahzada Ellahi Shaikh, meet the criteria of Exemption as given in the proviso of 19 (2) of the CCG Regulations. One Director will obtain certification in next year or so. 	19 (1)
2.	The Board may constitute a separate committee, designated as the nomination committee, of such number and class of directors, as it may deem appropriate in its circumstances.	The responsibilities as prescribed for the nomination committee are being taken care of by HR & R committee, so a separate committee is not considered to be necessary.	29
3.	The Board may constitute the risk management committee, of such number and class of directors, as it may deem appropriate in its circumstances, to carry out a review of effectiveness of risk management procedures and present a report to the Board.	The Board has not constituted a risk management committee and senior officers of the Company performs the requisite functions and apprise the Board accordingly.	30

On behalf of the Board



Raza Ellahi Shaikh
Chief Executive Officer (CEO)



Shahzada Ellahi Shaikh
Chairman

Lahore: September 25, 2023

SHAREHOLDERS' INFORMATION

Annual General Meeting

The 32nd Annual General Meeting of members of PROSPERITY WEAVING MILLS LTD. will be held at the Registered Office of the Company situated at Nagina House, 91-B-1, M.M. Alam Road, Gulberg-III, Lahore on **Friday, October 27, 2023** at 11:00 a.m and virtually through video conference facility.

Participation in AGM through video link facility

The Shareholders can also participate in the General Meeting through video link facility

To attend the Annual General meeting through video link, members and their proxies are requested to register their following particulars by sending an e-mail at azam@nagina.com.

Folio/CDC Account No.	No. of Shares held	Name	CNIC No.	Cell No.	Email address

The video link and login credentials will be shared with the shareholders whose e-mails, containing all the requested particulars, are received at the given e-mail address by or before the close of business hours (5:00 p.m.) on October 26, 2023.

Eligible shareholders are encouraged to participate and vote.

Ownership

On June 30, 2023, the Company has 587 Shareholders.

Web Reference

The Company maintains a functional website. Annual, half-yearly and quarterly reports are regularly posted at the Company's website: <http://www.nagina.com>

Dividend

The Board of Directors in its meeting held on September 25, 2023 has recommended, payment of the final cash dividend at the rate of Rs. 3/- per share i.e. 30% for the year ended June 30, 2023.

Closure of Share Transfer Books

The Share Transfer Books of the Company will remain closed from October 21, 2023 to October 27, 2023 (both days inclusive). Transfers received in order by our Shares Registrar, M/s Hameed Majeed Associates (Pvt.) Limited, 1st Floor, H.M. House, 7-Bank Square, Lahore by the close of business on October 20, 2023 will be considered in time for the purpose to attend and vote at the meeting and for payment of dividend to the transferee(s).

PAYMENT OF CASH DIVIDEND ELECTRONICALLY (E DIVIDEND MECHANISM)

As per the provisions of Section 242 of the Companies Act, 2017 and Companies (Distribution of Dividends) Regulation 2017, it is mandatory for a listed company to pay cash dividend to its shareholders only through electronic mode directly into their bank account designated by the entitled shareholders instead of issuing physical dividend warrants. Therefore, shareholders are requested to provide the following particulars directly to the Company's Share Registrar in case of physical shareholders and directly to the relevant Participant / CDC Investor Account Service in case of maintaining shareholding under Central Depository System (CDS):

Detail of Bank Mandate	
Name of Shareholder	
Folio No. / CDC Account No.	
Cell Number of Shareholder	
Landline Number of Shareholder	
E-mail address	
Title of Bank Account of shareholder	
International Bank Account Number (IBAN) "Mandatory"	PK_____ (24 digits) (kindly provide you accurate IBAN after consulting with your respective bank branch, in case of any error or omission in given IBAN, the company will not be held responsible in any manner for any loss or delay in your cash dividend payment).
Bank's Name	
Branch Name and Address	
Branch Code	
CNIC No. (copy attached)	
NTN (in case of Corporate Entity)	

It is stated that the above-mentioned information is correct, that I will intimate the changes in the above-mentioned information to the Company and the concerned Share Registrar as soon as these occur.

Signature of the Shareholder

In case of non-receipt of the above information, the dividend shall be withheld.

Requirement of CNIC Number / National Tax Number (NTN) Certificate.

Individual Members who have not yet submitted a copy of their valid Computerized Identity Card (CNIC) to the Company are once again requested to send a copy of their valid CNIC at the earliest directly to the office of Share Registrar of the Company, M/s. Hameed Majeed Associates (Pvt) Ltd., 1st Floor, H.M. House, 7-Bank Square, Lahore. Corporate Members are requested to provide their National Tax Number (NTN) and folio number thereon while sending the copies to the Share Registrar of the Company. In case of non-receipt of the copy of a valid CNIC or NTN (as the case may be), the Company would be unable to comply with the requirements of the Companies Act, 2017 and SROs issued there under.

Deposit of Physical Shares into CDC Accounts

As per Section 72 of the Companies Act, 2017, every existing listed company shall be required to replace its physical shares with book-entry form in a manner as may be specified and from the date notified by the Commission, within a period not exceeding four years from the commencement of this Act, i.e. May 30, 2017.

The shareholders having physical shareholding are encouraged to open CDC sub-account with any of the brokers or Investor Account directly with CDC to place their physical shares into scrip less form, this will facilitate them in many ways, including safe custody and sale of shares, any time they want, as the trading of physical shares is not permitted as per existing regulations of the Pakistan Stock Exchange Ltd.

Deduction of Withholding Tax on Dividend

The rates of deduction of income tax from dividend payments under Section 150 of the Income Tax Ordinance, 2001 shall be as follows:

- | | | |
|-----|--|-----|
| i) | Rate of Withholding Income Tax deduction for the persons whose names are appearing on ATL. | 15% |
| ii) | Rate of Withholding Income Tax deduction for the persons whose names are not appearing on ATL. | 30% |

To enable the company to make tax deduction on the amount of cash dividend @ 15% instead of 30%, shareholders whose names are not appearing on Active Taxpayers' List (ATL) available on the website of FBR are advised to immediately make sure that their names are entered in ATL, otherwise tax on their cash dividend will be deducted @ 30% instead of 15%.

2. Withholding tax will be determined separately on 'persons names appearing on ATL/persons names not appearing on ATL' status of Principal Shareholder as well as Joint-holder(s) based on their shareholding proportions, in case of joint accounts. In this regard, all shareholders who hold shares jointly are requested to provide shareholding proportions of Principal Shareholder and Joint-holder(s) in respect of shares held by them to our Share Registrar, in writing within 10 days of this notice; otherwise it will be assumed that the shares are equally held by Principal Shareholder and Joint-holder(s).
3. As per FBR Circulars C.No.1(29)WHT/2006 dated 30 June 2010 and C.No. 1(43)DG(WHT)/2008-Vol.II-66417-R dated May 12, 2015, the valid exemption certificate is mandatory to claim exemption of withholding tax U/S 150 of the Income Tax Ordinance, 2001 (tax on dividend amount) where the statutory exemption under Clause 47B of Part-IV of Second Schedule is available. The shareholders who fall in the category mentioned in above clause and want to avail exemption U/S 150 of the Ordinance, must provide valid Tax Exemption Certificate to our Share Registrar before book closure otherwise tax will be deducted on dividend as per applicable rates.

Zakat Declaration (Form CZ-50)

The Shareholders claiming exemption from deduction of Zakat are advised to submit their Zakat Declaration Form CZ-50 under Zakat and Usher Ordinance, 1980 & Rule 4 of Zakat (Deduction & Refund Rules), 1981 to our Share Registrar, M/s Hameed Majeed Associates (Pvt.) Limited, 1st Floor, H.M. House, 7-Bank Square, Lahore. The Shareholders while sending the Zakat Declarations must quote the company name and their respective Folio Nos and /or CDC A/c Nos.

Transmission of Audited Financial Statements/Notices Through E-Mail (Optional)

In pursuance of the directions given by the Securities and Exchange Commission of Pakistan (SECP) vide SRO 787 (I) / 2014 dated September 8, 2014, members who wish to receive the Company's Annual Report and notices by email are requested to provide the standard request form available on Company's website www.nagina.com to the Company's Share Registrar.

Delivery of the Unclaimed / Undelivered Shares & Dividend

Shareholders, whose dividends still remain unclaimed and / or undelivered share certificates, are hereby once again requested to approach the Company's Share Registrar, M/s Hameed Majeed Associates (Pvt.) Limited, 1st Floor, H.M. House, 7-Bank Square, Lahore to claim their outstanding dividend amounts and/ or undelivered share certificates.

Consent For Video Conference Facility

Pursuant to Section 134(1)(b) of the Act, shareholders residing in a city holding aggregate 10% or more shareholding may demand to participate in the meeting through video conference. The request for video-link facility shall be received by the Share Registrar at their address at least seven days prior to the date of the meeting on the Standard Form available on the website of the Company

Investor Relations Contact

For any query / problem / information, the investors may contact Mr. Syed Mohsin Gilani, Corporate Secretary, email address: mohsin.gilani@nagina.com, Ph # (+92-42) 35756270, Fax: (+92-42) 35711856

**PATTERN OF SHAREHOLDING
AS AT JUNE 30, 2023
CUIN (INCORPORATION NUMBER) 0025740**

No. of Shareholders	Shareholding		Total Shares Held
	From	To	
190	1	100	3,048
135	101	500	46,835
65	501	1,000	59,047
120	1,001	5,000	319,414
27	5,001	10,000	205,445
6	10,001	15,000	73,500
4	15,001	20,000	69,508
9	20,001	25,000	206,732
3	25,001	30,000	82,245
2	30,001	35,000	65,500
3	35,001	40,000	112,000
-	40,001	45,000	-
3	45,001	50,000	146,500
4	50,001	55,000	206,626
1	55,001	60,000	58,043
-	60,001	75,000	-
1	75,001	80,000	80,000
1	80,001	85,000	84,591
-	85,001	110,000	-
1	110,001	115,000	110,500
-	115,001	130,000	-
1	130,001	135,000	134,500
1	135,001	140,000	140,000
-	140,001	180,000	-
1	180,001	185,000	182,000
-	185,001	695,000	-
1	695,001	700,000	700,000
1	700,001	705,000	700,500
-	705,001	1,395,000	-
2	1,395,001	1,400,000	2,800,000
-	1,400,001	1,675,000	-
1	1,675,001	1,680,000	1,678,242
-	1,680,001	2,120,000	-
2	2,120,001	2,125,000	4,240,315
-	2,125,001	2,135,000	-
1	2,135,001	2,140,000	2,138,646
-	2,140,001	3,745,000	-
1	3,745,001	3,750,000	3,747,415
			88,848
587	Total:-		18,480,000

**CATAGORIES OF SHAREHOLDERS
AS AT JUNE 30, 2023**

Sr #	Categories of Shareholders	Shares Held	Percentage
1)	Directors, Chief Executive Officer, and their Spouse and Minor Children		
i)	MR. SHAHZADA ELLAHI SHAIKH	2,120,219	11.47
ii)	MR. SHAUKAT ELLAHI SHAIKH	2,138,646	11.57
iii)	MR. SHAFQAT ELLAHI SHAIKH	2,120,096	11.47
iv)	MR. RAZA ELLAHI SHAIKH	1,400,000	7.58
v)	MR. AMIN ELLAHI SHAIKH	1,400,000	7.58
vi)	MR. HAROON SHAHZADA ELLAHI SHAIKH	700,500	3.79
vii)	MS. PARVEEN AKHTAR	500	0.00
viii)	MR. ANEEQ KHAWAR	500	0.00
ix)	MR. ARFA WAHEED MALIK	500	0.00
x)	MR. JAVAID BASHIR SHEIKH	500	0.00
xi)	MRS. MEHREEN SAADAT	19,300	0.10
xii)	MRS. HUMERA SHAHZADA ELLAHI SHEIKH	2,934	0.02
xiii)	MRS. MONA SHAUKAT SHAIKH	2,934	0.02
xiv)	MRS. SHAISTA SHAFQAT	2,934	0.02
		9,909,563	53.62
2)	Associated Companies, Undertakings and Related Parties		
i)	ELLAHI INTERNATIONAL (PVT) LIMITED	3,747,415	20.28
ii)	ARH (PVT) LIMITED	1,678,242	9.08
iii)	HAROON OMER (PVT) LIMITED	50,857	0.28
iv)	MONELL (PVT) LIMITED	51,907	0.28
v)	ICARO (PVT) LIMITED	50,862	0.28
		5,579,283	30.19
3)	NIT and ICP	Nil	Nil
4)	Banks, Development Finance Institutions, Non Banking Finance Institutions		
i)	NATIONAL BANK OF PAKISTAN INVESTAR A/C (FORMER NDFC)	3,800	0.02
ii)	ESCORTS INVESTMENT BANK LIMITED	1	0.00
		3,801	0.02
5)	Insurance Companies	Nil	Nil
6)	Modarabas and Mutual Funds		
i)	CDC - TRUSTEE GOLDEN ARROW STOCK FUND	84,591	0.46
		84,591	0.46
7)	Shareholders Holding 10% or more		
i)	ELLAHI INTERNATIONAL (PVT) LIMITED	3,747,415	20.28
ii)	MR. SHAUKAT ELLAHI SHAIKH	2,138,646	11.57
iii)	MR. SHAHZADA ELLAHI SHAIKH	2,120,219	11.47
iv)	MR. SHAFQAT ELLAHI SHAIKH	2,120,096	11.47
8)	General Public		
a.	Local	2,827,000	15.30
b.	Foreign	-	-
9)	Others (Joint Stock Companies)	75,762	0.41

Note:-

M/s. Nagina Cotton Mills Ltd., had distributed 8,415,000 ordinary shares of M/s. Prosperity Weaving Mills Ltd., among its members, out of which 88,848 ordinary shares have yet to be transferred by the members of M/s. Nagina Cotton Mills Ltd., These shares have been shown under the head of "General Public".

KEY FINANCIAL INFORMATION

YEAR ENDED 30TH JUNE					
2023	2022	2021	2020	2019	2018

Sales	Rs.'000	14,654,708	12,860,619	8,150,567	6,018,541	7,112,276	6,212,431
Gross profit	Rs.'000	1,092,517	1,095,646	1,169,127	529,557	706,784	355,552
Operating profit	Rs.'000	583,445	741,949	903,575	366,816	500,686	199,138
Profit / (loss) before tax	Rs.'000	344,564	624,550	814,539	247,968	319,179	54,697
Profit / (loss) after tax	Rs.'000	153,129	349,904	641,577	154,755	210,034	54,697
Share capital - paid up	Rs.'000	184,800	184,800	184,800	184,800	184,800	184,800
Shareholders' equity	Rs.'000	2,033,536	2,015,919	1,746,678	1,180,448	1,154,588	1,001,077
Total assets	Rs.'000	6,970,091	6,227,148	4,541,729	3,889,566	4,462,999	4,259,667
Earning per share - pre tax	Rs.	18.65	33.80	44.08	13.42	17.27	2.96
Earnings per share - after tax	Rs.	8.29	18.93	34.72	8.37	11.37	2.96
Dividend per share	Rs.	3.00	5.00	10.00	0.00	4.00	2.00
Market value per share as on 30 June	Rs.	30.00	47.75	58.50	40.00	34.00	26.00
Gross profit to sales	%	7.46	8.52	14.34	8.80	9.94	5.72
Operating profit to sales	%	3.98	5.77	11.09	6.09	7.04	3.21
Profit / (loss) before tax to sales	%	2.35	4.86	9.99	4.12	4.49	0.88
Profit / (loss) after tax to sales	%	1.04	2.72	7.87	2.57	2.95	0.88
Current ratio		1.46:1	1.62:1	2.34:1	1.71:1	1.24:1	1.21:1
Total debt ratio	%	70.82	67.63	61.54	69.65	74.13	76.50
Debt equity ratio	%	54.69	49.13	53.38	57.89	59.17	62.93



YOUSUF ADIL

Yousuf Adil
Chartered Accountants

134-A, Abu Bakar Block
New Garden Town
Lahore
Pakistan
Tel: +92 (0) 42 3591 3595-7
Fax: +92 (0) 42 3544 0521
www.yousufadil.com

**INDEPENDENT AUDITOR'S REVIEW REPORT
TO THE MEMBERS OF PROSPERITY WEAVING MILLS LIMITED
Review Report on the Statement of Compliance contained in Listed Companies
(Code of Corporate Governance) Regulations, 2019**

We have reviewed the enclosed Statement of Compliance with the Listed Companies (Code of Corporate Governance) Regulations 2019 (the Regulations) prepared by the Board of Directors of **Prosperity Weaving Mills Limited** (the company) for the year ended June 30, 2023, in accordance with the requirements of regulation 36 of the Regulations.

The responsibility for compliance with the Regulations is that of the Company's Board of Director. Our responsibility is to review whether the Statement of Compliance reflects the status of the Company's compliance with the provisions of the Regulations and report if it does not and to highlight any non-compliance with the requirements of the Regulations. A review is limited primarily to inquiries of the Company's personnel and review of various documents prepared by the Company to comply with the Regulations.

As a part of our audit of the financial statements, we are required to obtain an understanding of the accounting and internal control systems sufficient to plan the audit and develop an effective audit approach. We are not required to consider whether the Board of Directors' statement on internal control covers all risks and controls or to form an opinion on the effectiveness of such internal controls, the Company's corporate governance procedures and risks.

The Regulations require the Company to place before the Audit Committee, and upon recommendation of the Audit Committee, place before the Board of Directors for their review and approval, its related party transactions. We are only required and have ensured compliance of this requirement to the extent of the approval of the related party transactions by the Board of Directors upon recommendation of the Audit Committee.

Based on our review, nothing has come to our attention which causes us to believe that the Statement of Compliance does not appropriately reflect the Company's compliance, in all material respects, with the requirements contained in the Regulations as applicable to company for the year ended June 30, 2023.


Chartered Accountants

Engagement Partner:
Muhammad Sufyan

Place: Lahore
Dated: September 27, 2023
UDIN: CR2023101808pqp3CP7W



INDEPENDENT AUDITOR'S REPORT

To the members of Prosperity Weaving Mills Limited

Report on the Audit of the Financial Statements

Opinion

We have audited the annexed financial statements of Prosperity Weaving Mills Limited (the Company), which comprise the statement of financial position as at June 30, 2023, and the statement of profit or loss and other comprehensive income, the statement of changes in equity, the statement of cash flows for the year then ended, and notes to the financial statements, including a summary of significant accounting policies and other explanatory information, and we state that we have obtained all the information and explanations which, to the best of our knowledge and belief, were necessary for the purposes of the audit.

In our opinion and to the best of our information and according to the explanations given to us, the statement of financial position, the statement of profit or loss and other comprehensive income, the statement of changes in equity and the statement of cash flows together with the notes forming part thereof conform with the accounting and reporting standards as applicable in Pakistan and give the information required by the Companies Act, 2017 (XIX of 2017), in the manner so required and respectively give a true and fair view of the state of the Company's affairs as at June 30, 2023 and of the profit and other comprehensive income, the changes in equity and its cash flows for the year then ended.

Basis for Opinion

We conducted our audit in accordance with International Standards on Auditing (ISAs) as applicable in Pakistan. Our responsibilities under those standards are further described in the Auditors' Responsibilities for the Audit of the Financial Statements section of our report. We are independent of the Company in accordance with the International Ethics Standards Board for Accountants' Code of Ethics for Professional Accountants as adopted by the Institute of Chartered Accountants of Pakistan (the Code) and we have fulfilled our other ethical responsibilities in accordance with the Code. We believe that the audit evidence we have obtained is sufficient and appropriate to provide a basis for our opinion.

Key Audit Matters

Key audit matters are those matters that, in our professional judgment, were of most significance in our audit of the financial statements of the current period. These matters were addressed in the context of our audit of the financial statements as a whole, and in forming our opinion thereon, and we do not provide a separate opinion on these matters.

Following are the Key audit matter(s):

Key audit matter	How the matter was addressed in our audit
<p>Revenue Recognition</p> <p>The Company's sales comprise of revenue from the local and export sale of fabric which has been disclosed in note 25 to the financial statements.</p> <p>Revenue from sale of goods is recognized at the point in time when control of the goods is transferred to the customer, revenue recognition</p>	<p>Our audit procedures to evaluate revenue recognition, amongst others, included the following:</p> <ul style="list-style-type: none">Obtaining an understanding of and assessing the design and implementation and operating effectiveness of controls around recognition of revenue;



<p>criteria has been explained in note 3.14 to the finance statements.</p> <p>We identified revenue recognition as key audit matter as it is one of the key performance indicators of the Company and because of the potential risk that revenue transactions may not have been recognized based on transfer of control to the customers in line with the accounting policy adopted and may not have been recognized in the appropriate period.</p>	<ul style="list-style-type: none"> Assessing the appropriateness of the Company's accounting policies for revenue recognition and compliance of those policies with applicable accounting standards; Checked on a sample basis whether the recorded local and export sales transactions are based on satisfaction of performance obligation (i.e. delivery of goods and after issue of gate passes for local sales and on shipment of goods for export sales); Testing timeliness of revenue recognition by comparing individual sales transactions before and after the year end to underlying documents; and Evaluated the adequacy and appropriateness of disclosures made in the financial statements.
<p>Valuation of stock in trade</p> <p>Stock in trade has been valued following an accounting policy as stated in note 3.5 to the financial statements and the value of stock in trade is disclosed in note 17 to the financial statements. Stock in trade form material part of the Company's assets comprising around 23% of total assets.</p> <p>The valuation of stock in trade is carried at lower of cost and net realizable value (NRV). Cost as different components, which includes judgement in relation to allocation of overhead costs, which are incurred in bringing the finished goods to its present location and condition. Judgement are also involved in determining the NRV of stock in trade in line with the accounting policy.</p> <p>Due to the above factors, we have considered the valuation of stock in trade as a key audit matter.</p>	<p>In this respect, we performed the following audit procedures:</p> <ul style="list-style-type: none"> Obtained an understanding of mechanism of recording purchases and valuation of stock in trade; On a sample basis, verified supporting documents for purchases of raw materials and the production costs; Verified calculations of actual production costs and checked allocation of these costs to work in process and finished goods; Obtained an understanding and assessed reasonableness of the management's process for determination of net realizable value (NRV) and the key estimates adopted, including future selling prices, future costs to complete and costs necessary to make the sales and their basis; Compared the NRV, on a sample basis, to the carrying value of stock in trade to assess whether any adjustments were required to carrying value of inventories in accordance with the policy; and For valuation of goods in transit, verified the supporting documents on sample basis.

Information Other than the Financial Statements and Auditor's Report Thereon

Management is responsible for the other information. The other information comprises the information included in the Annual report, but does not include the financial statements and our auditor's report thereon.

Our opinion on the financial statements does not cover the other information and we do not express any form of assurance opinion thereon.



In connection with our audit of the financial statements, our responsibility is to read the other information and, in doing so, consider whether the other information is materially inconsistent with the financial statements or our knowledge obtained in the audit, or otherwise appears to be materially misstated. If, based on the work we have performed, we conclude that there is a material misstatement of this other information, we are required to report that fact. We have nothing to report in this regard.

Responsibilities of Management and Board of Directors for the Financial Statements

Management is responsible for the preparation and fair presentation of the financial statements in accordance with the accounting and reporting standards as applicable in Pakistan and the requirements of Companies Act, 2017 (XIX of 2017) and for such internal control as management determines is necessary to enable the preparation of financial statements that are free from material misstatement, whether due to fraud or error.

In preparing the financial statements, management is responsible for assessing the Company's ability to continue as a going concern, disclosing, as applicable, matters related to going concern and using the going concern basis of accounting unless management either intends to liquidate the Company or to cease operations, or has no realistic alternative but to do so.

Board of Directors are responsible for overseeing the Company's financial reporting process.

Auditor's Responsibilities for the Audit of the Financial Statements

Our objectives are to obtain reasonable assurance about whether the financial statements as a whole are free from material misstatement, whether due to fraud or error, and to issue an auditor's report that includes our opinion. Reasonable assurance is a high level of assurance, but is not a guarantee that an audit conducted in accordance with ISAs as applicable in Pakistan will always detect a material misstatement when it exists. Misstatements can arise from fraud or error and are considered material if, individually or in aggregate, they could reasonably be expected to influence the economic decisions of users taken on the basis of these financial statements.

As part of an audit in accordance with ISAs as applicable in Pakistan, we exercise professional judgment and maintain professional skepticism throughout the audit. We also:

- Identify and assess the risks of material misstatement of the financial statements, whether due to fraud or error, design and perform audit procedures responsive to those risks, and obtain audit evidence that is sufficient and appropriate to provide a basis for our opinion. The risk of not detecting a material misstatement resulting from fraud is higher than for one resulting from error, as fraud may involve collusion, forgery, intentional omissions, misrepresentations, or the override of internal control.
- Obtain an understanding of internal control relevant to the audit in order to design audit procedures that are appropriate in the circumstances, but not for the purpose of expressing an opinion on the effectiveness of the Company's internal control.
- Evaluate the appropriateness of accounting policies used and the reasonableness of accounting estimates and related disclosures made by management.
- Conclude on the appropriateness of management's use of the going concern basis of accounting and, based on audit evidence obtained, whether a material uncertainty exists related to events or conditions that may cast significant doubt on the Company's ability to continue as a going concern. If we conclude that a material uncertainty exists, we are required to draw attention in our auditor's report to the related disclosures in the financial statements or, if such disclosures are inadequate, to modify our opinion. Our conclusions are based on the audit evidence obtained up to date of our auditor's report. However, future events or conditions may cause the Company to cease to continue as a going concern.

ya



- Evaluate the overall presentation, structure and content of the financial statements, including the disclosures, and whether the financial statements represent the underlying transactions and events in a manner that achieves fair presentation.

We communicate with the board of directors regarding, among other matters, the planned scope and timing of audit and significant audit findings, including any significant deficiencies in internal control that we identify during our audit.

We also provide the board of directors with a statement that we have complied with relevant ethical requirements regarding independence, and to communicate with them all relationships and other matters that may reasonably be thought to bear on our independence, and where applicable, related safeguards.

From the matters communicated with the board of directors, we determine those matters that were of most significance in the audit of the financial statements of the current period and are therefore the key audit matters. We describe these matters in our auditor's report unless law or regulation precludes public disclosure about the matter or when, in extremely rare circumstances, we determine that a matter should not be communicated in our report because the adverse consequences of doing so would reasonably be expected to outweigh the public interest benefits of such communication.

Report on Other Legal and Regulatory Requirements

Based on our audit, we further report that in our opinion:

- a) proper books of account have been kept by the Company as required by the Companies Act, 2017 (XIX of 2017);
- b) the statement of financial position, the statement of profit or loss and other comprehensive income, the statement of changes in equity and the statement of cash flows together with the notes thereon have been drawn up in conformity with the Companies Act, 2017 (XIX of 2017) and are in agreement with the books of account and returns;
- c) investments made, expenditure incurred and guarantees extended during the year were for the purpose of the Company's business; and
- d) Zakat deductible at source under the Zakat and Ushr Ordinance, 1980 (XVIII of 1980), was deducted by the Company and deposited in the Central Zakat Fund established under section 7 of that Ordinance.

The engagement partner on the audit resulting in this independent auditor's report is Muhammad Sufyan.


Chartered Accountants

Lahore

Date: September 27, 2023

UDIN: AR202310180nzIEg1VU5


**STATEMENT OF FINANCIAL POSITION
AS AT JUNE 30, 2023**

	Note	2023 Rupees	2022 Rupees
EQUITY AND LIABILITIES			
SHARE CAPITAL AND RESERVES			
Authorized share capital 40,000,000 (2022: 20,000,000) ordinary shares of Rs. 10 each	4	<u>400,000,000</u>	<u>200,000,000</u>
Issued, subscribed and paid up capital	4.2	184,800,000	184,800,000
Reserves	5	1,745,895,073	1,728,278,632
Revaluation surplus on land	14.1.4	<u>102,840,634</u>	<u>102,840,634</u>
TOTAL EQUITY		2,033,535,707	2,015,919,266
LIABILITIES			
NON-CURRENT LIABILITIES			
Long term finances	6	<u>2,111,368,970</u>	<u>1,641,822,612</u>
Employee retirement benefits	7	218,458,386	162,405,974
Deferred taxation	8	<u>131,389,532</u>	<u>123,924,669</u>
		2,461,216,888	1,928,153,255
CURRENT LIABILITIES			
Trade and other payables	9	<u>882,612,563</u>	<u>803,781,613</u>
Accrued interest / markup	10	108,019,560	41,658,337
Short term borrowings	11	1,120,218,955	1,099,608,910
Current portion of long term finances	6	<u>342,911,342</u>	<u>303,656,639</u>
Current portion of deferred grant		-	1,630,759
Provision for taxation	12	<u>14,813,046</u>	<u>26,385,426</u>
Unclaimed dividend		<u>6,762,629</u>	<u>6,353,906</u>
		2,475,338,095	2,283,075,590
TOTAL LIABILITIES		4,936,554,983	4,211,228,845
CONTINGENCIES AND COMMITMENTS	13		
TOTAL EQUITY AND LIABILITIES		<u>6,970,090,690</u>	<u>6,227,148,111</u>

The annexed notes from 1 to 43 form an integral part of these financial statements.


Raza Ellahi Shaikh

Chief Executive Officer


Muhammad Tariq Sheikh

Chief Financial Officer

Lahore: September 25, 2023

**STATEMENT OF FINANCIAL POSITION
AS AT JUNE 30, 2023**

	Note	2023 Rupees	2022 Rupees
NON-CURRENT ASSETS			
Property, plant and equipment	14	3,345,297,817	2,513,598,681
Long term deposits	15	15,039,000	15,039,000
		3,360,336,817	2,528,637,681
CURRENT ASSETS			
Stores, spare parts and loose tools	16	116,773,484	114,890,959
Stock-in-trade	17	1,604,376,705	1,827,168,351
Trade receivables	18	1,325,398,504	1,242,520,030
Advances	19	40,055,566	14,456,727
Short term prepayments	20	2,985,034	2,840,151
Other receivables	21	1,873,635	1,329,724
Sales tax refundable	22	236,655,037	254,617,345
Other financial assets	23	190,011,871	215,890,321
Cash and bank balances	24	91,624,037	24,796,822
		3,609,753,873	3,698,510,430
TOTAL ASSETS		6,970,090,690	6,227,148,111

The annexed notes from 1 to 43 form an integral part of these financial statements.


Haroon Shahzada Ellahi Shaikh
 Director

STATEMENT OF PROFIT OR LOSS AND OTHER COMPREHENSIVE INCOME FOR THE YEAR ENDED JUNE 30, 2023

	Note	2023 Rupees	2022 Rupees
Revenue from contracts with customers	25	14,654,707,984	12,860,618,823
Cost of sales	26	(13,562,190,709)	(11,764,972,855)
Gross profit		1,092,517,275	1,095,645,968
Distribution cost	27	(364,132,129)	(223,612,817)
Administrative expenses	28	(147,991,063)	(124,384,563)
Other operating expenses	29	(28,690,584)	(46,451,256)
		(540,813,776)	(394,448,636)
		551,703,499	701,197,332
Other income	30	31,741,297	40,751,411
Operating profit		583,444,796	741,948,743
Finance cost	31	(238,880,646)	(117,399,202)
Profit before taxation		344,564,150	624,549,541
Provision for taxation	32	(191,435,326)	(274,645,244)
Profit after taxation		153,128,824	349,904,297
Other comprehensive income			
Items that will not be reclassified subsequently to statement of profit or loss:			
Remeasurement of post retirement benefits obligation	7.6	(21,302,707)	(1,758,288)
Related tax impact	8.1	4,068,774	718,508
Fair value loss on investment in equity instrument designated at FVTOCI	23.3	(25,878,450)	(33,423,685)
Other comprehensive income		(43,112,383)	(34,463,465)
Total comprehensive income for the year		110,016,441	315,440,832
Earnings per share - basic and diluted	33	8.29	18.93

The annexed notes from 1 to 43 form an integral part of these financial statements.



Raza Ellahi Shaikh
Chief Executive Officer



Muhammad Tariq Sheikh
Chief Financial Officer



Haroon Shahzada Ellahi Shaikh
Director

Lahore: September 25, 2023

STATEMENT OF CASH FLOWS FOR THE YEAR ENDED JUNE 30, 2023

	Note	2023 Rupees	2022 Rupees
CASH FLOWS FROM OPERATING ACTIVITIES			
Cash generated from operations	35	1,073,402,440	(403,869,031)
Employee benefits paid		(24,496,058)	(24,329,380)
Finance cost paid		(174,150,183)	(102,183,297)
Income taxes paid		(191,474,068)	(151,096,797)
Net cash generated from / (used in) generated from operating activities		683,282,131	(681,478,506)
CASH FLOWS FROM INVESTING ACTIVITIES			
Purchase of property, plant and equipment		(1,087,674,683)	(454,186,773)
Proceeds from disposal of property, plant and equipment		3,240,000	9,414,500
Purchase of other financial assets		(96,054,149)	(1,100,082,381)
Proceeds from sale of other financial assets		96,254,910	1,208,463,749
Dividend received	30	29,085,515	30,040,200
Net cash used in investing activities		(1,055,148,407)	(306,350,705)
CASH FLOWS FROM FINANCING ACTIVITIES			
Long term finances obtained		812,457,700	311,265,194
Repayment of long term finances		(303,656,640)	(357,881,554)
Short term borrowings excluding running finance and bank overdraft		(370,170,298)	370,170,298
Dividend paid		(91,991,277)	(46,101,424)
Net cash generated from financing activities		46,639,486	277,452,514
Net decrease in cash and cash equivalents		(325,226,790)	(710,376,697)
Cash and cash equivalents at beginning of the year		(704,641,790)	4,927,531
Effect of unrealized gain on cash and cash equivalents		1,273,662	807,376
Cash and cash equivalents at end of the year		(1,028,594,918)	(704,641,790)
CASH AND CASH EQUIVALENTS			
Cash and bank balances	24	91,624,037	24,796,822
Running finance	11	(1,010,806,510)	(709,058,853)
Bank overdraft	11	(109,412,445)	(20,379,759)
		(1,028,594,918)	(704,641,790)

The annexed notes from 1 to 43 form an integral part of these financial statements.



Raza Ellahi Shaikh
Chief Executive Officer



Muhammad Tariq Sheikh
Chief Financial Officer



Haroon Shahzada Ellahi Shaikh
Director

Lahore: September 25, 2023


STATEMENT OF CHANGES IN EQUITY FOR THE YEAR ENDED JUNE 30, 2023

	Issued, subscribed and paid up capital	Capital reserve			Revenue reserve	Total
		Amalgamation reserve	Revaluation surplus on	Fair value reserve	Unappropriated profit	
----- Rupees -----						
Balance at June 30, 2021	184,800,000	16,600,000	102,840,634	(30,737,412)	1,473,175,211	1,746,678,433
Comprehensive income						
Profit after taxation	-	-	-	-	349,904,297	349,904,297
Other comprehensive income						
Remeasurement of post retirement benefits obligation	-	-	-	-	(1,758,288)	(1,758,288)
Related tax impact of remeasurement	-	-	-	-	718,508	718,508
Fair value loss on investment in equity instrument designated at FVTOCI	-	-	-	(33,423,685)	-	(33,423,685)
	-	-	-	(33,423,685)	(1,039,780)	(34,463,465)
Total comprehensive income for the year	-	-	-	(33,423,685)	348,864,517	315,440,832
Transfer of gain on disposal of equity investments at FVTOCI to unappropriated profit	-	-	-	(15,894,618)	15,894,618	-
Transactions with owners						
Final dividend @ 25% i.e. Rs. 2.5 per share for the year ended June 30, 2021	-	-	-	-	(46,200,000)	(46,200,000)
Balance at June 30, 2022	184,800,000	16,600,000	102,840,634	(80,055,715)	1,791,734,347	2,015,919,266
Comprehensive income						
Profit after taxation	-	-	-	-	153,128,824	153,128,824
Other comprehensive income						
Remeasurement of post retirement benefits obligation	-	-	-	-	(21,302,707)	(21,302,707)
Related tax impact of remeasurement	-	-	-	-	4,068,774	4,068,774
Fair value loss on investment in equity instrument designated at FVTOCI	-	-	-	(25,878,450)	-	(25,878,450)
	-	-	-	(25,878,450)	(17,233,933)	(43,112,383)
Total comprehensive income for the year	-	-	-	(25,878,450)	135,894,891	110,016,441
Transactions with owners						
Final dividend @ 50% i.e. Rs. 5 per share for the year ended June 30, 2022	-	-	-	-	(92,400,000)	(92,400,000)
Balance at June 30, 2023	184,800,000	16,600,000	102,840,634	(105,934,165)	1,835,229,238	2,033,535,707


The annexed notes from 1 to 43 form an integral part of these financial statements.



Raza Ellahi Shaikh
Chief Executive Officer



Muhammad Tariq Sheikh
Chief Financial Officer



Haroon Shahzada Ellahi Shaikh
Director

Lahore: September 25, 2023

NOTES TO THE FINANCIAL STATEMENTS FOR THE YEAR ENDED JUNE 30, 2022

1 LEGAL STATUS AND OPERATIONS

1.1 Prosperity Weaving Mills Limited (the Company) was incorporated in Pakistan on November 20, 1991 as a public limited Company under the repealed Companies Ordinance, 1984 (Now Companies Act 2017) and listed on Pakistan Stock Exchange Limited on October, 17 1995. The registered office of the Company is situated at Nagina House, 91-B-1, M.M. Alam Road, Gulberg-III, Lahore. The principal activity of the Company is manufacturing and sale of woven cloth. The manufacturing facility is located at 13.5 km Sharaqpur road, District Sheikhupura in the Province of Punjab.

1.2 These financial statements are presented in Pak Rupees, which is the Company's functional and presentation currency.

2 STATEMENT OF COMPLIANCE

These financial statements have been prepared in accordance with the accounting and reporting standards as applicable in Pakistan. The accounting and reporting standards applicable in Pakistan comprise of:

- International Financial Reporting Standards (IFRS Standards) issued by the International Accounting Standards Board (IASB) as notified under the Companies Act, 2017; and

- Provisions of and directives issued under the Companies Act, 2017.

Where provisions of and directives issued under the Companies Act, 2017 differ from the IFRS Standards, the provisions of and directives issued under the Companies Act, 2017 have been followed.

2.1 STANDARDS, INTERPRETATION AND AMENDMENT ADOPTED DURING THE YEAR

The following amendments to existing standards have been published that are applicable to the Company's financial statements covering annual periods, beginning on or after the following dates:

2.1.1 New accounting standards / amendments and IFRS interpretations that are effective for the year ended June 30, 2023

The following standards, amendments and interpretations are effective for the year ended June 30, 2023. These standards, interpretations and the amendments are either not relevant to the Company's operations or are not expected to have significant impact on the Company's financial statements other than certain additional disclosures:

Standards or Interpretations with no significant impact

Amendments to IFRS 3 'Business Combinations' - Reference to the conceptual framework

Amendments to IAS 16 'Property, Plant and Equipment' - Proceeds before intended use

Amendments to IAS 37 'Provisions, Contingent Liabilities and Contingent Assets' - Onerous Contracts — cost of fulfilling a contract

Annual Improvements to IFRS Standards 2018-2020 Cycle (related to IFRS 9, IFRS 16 and IAS 41)

2.1.2 New accounting standards, amendments and IFRS interpretations that are not yet effective

The following standards, amendments and interpretations are only effective for accounting periods, beginning on or after the date mentioned against each of them. These standards, interpretations and the amendments are either not relevant to the Company's operations or are not expected to have significant impact on the Company's financial statements other than certain additional disclosures.

**Effective from Accounting period
beginning on or after**

Amendments to IAS 1 'Presentation of Financial Statements' - Disclosure of accounting policies	January 01, 2023
Amendments to IAS 8 'Accounting Policies, Changes in Accounting Estimates and Errors' - Definition of accounting estimates	January 01, 2023
Amendments to 'IAS 12 Income Taxes' - deferred tax related to assets and liabilities arising from a single transaction.	January 01, 2023
Amendments to IAS 12 'Income taxes' - International Tax Reform — Pillar Two Model Rules	January 01, 2023
Amendments to IAS 1 'Presentation of Financial Statements' - Classification of liabilities as current or non-current	January 01, 2024
Amendments to IFRS 16 'Leases' -Clarification on how seller-lessee subsequently measures sale and leaseback transactions	January 01, 2024
Amendments to IAS 7 'Statement of Cash Flows' and 'IFRS 7 'Financial instruments disclosures' - Supplier Finance Arrangements	January 01, 2024
Amendments to IFRS 10 and 28 - Sale or Contribution of Assets between an Investor and its Associate or Joint Venture	Deferred indefinitely

Other than the aforesaid amendments, IASB has also issued the following standards which have not been adopted locally by the Securities and Exchange Commission of Pakistan:

- IFRS 1 – First Time Adoption of International Financial Reporting Standards
- IFRS 17 – Insurance Contracts

2.2 SIGNIFICANT ESTIMATES

The preparation of financial statements in conformity with accounting and reporting standards as applicable in Pakistan requires management to make judgments, estimates and assumptions that affect the application of policies and reported amounts of assets and liabilities, incomes and expenses. The estimates and associated assumptions are based on historical experience and various other factors that are believed to be reasonable under the circumstances, the results of which form the basis of making judgments about carrying values of assets and liabilities that are not readily apparent from other sources. Actual results may differ from these estimates. The estimates and underlying assumptions are reviewed on an on-going basis. Revisions to accounting estimates are recognized in the period in which the estimates are revised, if the revision affects only that period or in the period of revision and future periods, if the revision affects both current and future periods.

Significant areas requiring the use of management estimates in these financial statements relate to the revaluation of certain items of property, plant and equipment, useful life of depreciable assets, employee retirement benefits, impairment of financial assets and taxation. However, assumptions and judgments made by management in the application of accounting policies that have significant effect on the financial statements are not expected to result in material adjustment to the carrying amounts of assets and liabilities in the next year.

3 SUMMARY OF SIGNIFICANT ACCOUNTING POLICIES

3.1 ACCOUNTING CONVENTION

These financial statements have been prepared under historical cost convention modified by:

- a) Revaluation of land;
- b) Financial instruments at fair value; and
- c) Recognition of certain employee retirement benefits at present value.

3.2 PROPERTY, PLANT AND EQUIPMENT

Property, plant and equipment except freehold land and capital work-in-progress are stated at cost less accumulated depreciation and impairment in value, if any. Freehold land is stated at revalued amount. Capital work-in-progress and stores held for capital expenditure are stated at cost. Cost also includes borrowing cost; wherever applicable.

Assets' residual values, if significant and their useful lives are reviewed and adjusted, if appropriate at each financial statements date. When significant parts of an item of property, plant and equipment have different useful lives, they are recognized as separate items of property, plant and equipment.

Subsequent costs are recognized as part of asset, only when it is probable that future economic benefits associated with the item will flow to the Company and the cost of the item can be measured reliably. All other repair and maintenance costs are charged to statement of profit or loss during the period in which they are incurred. Depreciation is charged to statement of profit or loss applying the reducing balance method over its estimated useful life at the rates specified in note 14.1 to the financial statements.

Depreciation on additions to property, plant and equipment is charged from the month in which property, plant and equipment is available for use while no depreciation is charged for the month in which property, plant and equipment is disposed off.

Surplus arising on revaluation of land is recognized in other comprehensive income and accumulated in reserves in shareholders' equity and is shown in equity. Revaluation is carried out with sufficient regularity to ensure that the carrying amounts of the land does not differ materially from the fair value.

Gain or loss on disposal of property, plant and equipment, if any, is recognized in the statement of profit or loss for the year.

All costs connected with specific assets incurred during installation and construction period are carried under capital work-in-progress. These are transferred to specific assets as and when these assets are available for use.

3.3 INTANGIBLE ASSETS

Intangible assets are stated at cost less accumulated amortization and impairment in value. Intangible assets are amortized over a period of five years using straight line method. Amortization on additions during the year is charged from the month in which an asset is acquired or capitalized.

3.4 STORES, SPARE PARTS AND LOOSE TOOLS

These are valued at the cost, determined on moving weighted average basis less allowance for obsolete and slow moving items. Items in transit are valued at invoice values plus other charges incurred thereon.

3.5 STOCK-IN-TRADE

These are valued at the lower of cost and net realizable value. Cost is determined by applying the following basis:

Raw material	Weighted average
Work-in-process	Average manufacturing cost
Finished goods	Average manufacturing cost
Waste	Net realizable value

Raw material in transit is stated at invoice value plus other charges paid thereon up to the financial statements date.

Average manufacturing cost in relation to work-in-process and finished goods consists of direct material, labour and a proportion of manufacturing overheads based on normal capacity.

Net realizable value signifies the estimated selling price in the ordinary course of business less estimated costs of completion and estimated costs necessary to make the sale.

3.6 IMPAIRMENT OF NON FINANCIAL ASSETS

The Company assesses at each financial statements date whether there is any indication that assets may be impaired. If such indication exists, the carrying amounts of such assets are reviewed to assess whether they are recorded in excess of their recoverable amount. Where carrying values exceed the respective recoverable amount, assets are written down to their recoverable amount and the resulting impairment loss is recognized in statement of profit or loss. The recoverable amount is the higher of an asset's fair value less costs to sell and value in use.

Where impairment loss subsequently reverses, the carrying amount of the assets is increased to the revised recoverable amount but limited to the extent of carrying amount that would have been determined had no impairment loss been recognized in prior periods. Reversal of impairment loss is recognized as income.

3.7 FINANCIAL INSTRUMENTS

Financial assets and financial liabilities are recognised in the Company's statement of financial position when the Company becomes a party to the contractual provisions of the instrument.

Financial assets and financial liabilities are initially measured at fair value. Transaction costs that are directly attributable to the acquisition or issue of financial assets and financial liabilities (other than financial assets and financial liabilities at fair value through profit or loss) are added to or deducted from the fair value of the financial assets or financial liabilities, as appropriate, on initial recognition. Transaction costs directly attributable to the acquisition of financial assets or financial liabilities at fair value through profit or loss are recognized immediately in profit or loss.

3.7.1 Financial assets

All regular way purchases or sales of financial assets are recognized and derecognized on a trade date basis. Regular way purchase or sales are purchase or sales of financial assets that require delivery of assets within the time frame established by regulation or convention in the marketplace.

All recognized financial assets are measured subsequently in their entirety at either amortized cost or fair value, depending on the classification of the financial assets.

Classification of financial assets

a) Debt instruments measured at amortized cost

Debt instruments that meet the following conditions are measured subsequently at amortized cost:

The financial asset is held within a business model whose objective is to hold financial assets in order to collect contractual cash flows; and

The contractual terms of the financial asset give rise on specified dates to cash flows that are solely payments of principal and interest on the principal amount outstanding.

Amortized cost and effective interest method

The amortized cost of a financial asset is the amount at which the financial asset is measured at initial recognition minus the principal repayments, plus the cumulative amortization using the effective interest method of any difference between that initial amount and the maturity amount, adjusted for any loss allowance. The gross carrying amount of a financial asset is the amortized cost of a financial asset before adjusting for any loss allowance.

The effective interest method is a method of calculating the amortized cost of a debt instrument and of allocating interest income over the relevant period. Interest income is calculated by applying the effective interest rate to the gross carrying amount of a financial asset.

As at reporting date, the Company carries cash and cash equivalents and trade receivables at amortized cost.

b) Debt instruments measured at fair value through other comprehensive income (FVTOCI)

Debt instruments whose objective is achieved by both collecting contractual cash flows and selling financial assets and the contractual terms of the financial asset give rise on specified dates to cash flows that are solely payments of principal and interest on the principal amount outstanding are measured subsequently at FVTOCI.

As at reporting date, the Company does not hold any debt instrument classified as at FVTOCI.

c) Equity instruments designated as at FVTOCI

On initial recognition, the Company may make an irrevocable election (on an instrument-by-instrument basis) to designate investments in equity instruments as at FVTOCI.

As at reporting date, the Company carries investments in self-managed securities at FVTOCI.

d) Financial assets measured subsequently at fair value through profit or loss

By default, all other financial assets are measured subsequently.

Impairment of financial assets

The Company recognizes a loss allowance for expected credit losses on financial assets that are measured at amortized cost or at FVTOCI, as well as on financial guarantee contracts. The amount of expected credit losses is updated at each reporting date to reflect changes in credit risk since initial recognition of the respective financial instrument.

The Company always recognizes lifetime ECL for trade receivables by using simplified approach. For all other financial instruments, the Company recognizes lifetime ECL when there has been a significant increase in credit risk since initial recognition. However, if the credit risk on the financial instruments has not increased significantly since initial recognition, the Company measures the loss allowance for that financial at an amount equal to 12-month ECL. Lifetime ECL represent the expected credit losses that will result from all possible default events over the expected life of the financial instrument. In contrast, 12-month ECL represents the portion of lifetime ECL that is expected to result from default events on a financial instrument that are possible within 12 months after the reporting date. IFRS 9 does not define what constitutes a significant increase in credit risk. In assessing whether the credit risk of an assets has significantly increased the Company takes into account qualitative and quantitative reasonable and supportable forward looking information. The historical loss rates are adjusted to reflect current and forward-looking information on macroeconomic factors affecting the ability of the customers to settle the receivables.

The measurement of expected credit losses is a function of the probability of default, loss given default (i.e. the magnitude of the loss if there is a default) and the exposure at default. The assessment of the probability of default and loss given default is based on historical data adjusted by forward-loading information as described above. As for the exposure at default, for financial assets, this is represented by the assets' gross carrying amount at the reporting date; for financial guarantee contracts, the exposure includes the amount drawn down as at the reporting date, together with any additional amounts expected to be drawn in the future by default date determined based on historical trend, the Company's understanding of the specific future financing needs of the debtors, and other relevant forward looking information.

Definition of default

The Company considers the following as constituting an event of default for internal credit risk management purposes as historical experience indicates that financial assets that meet either of the following criteria are generally not recoverable:

- a) when there is a breach of financial covenants by the debtor; or
- b) information developed internally or obtained from external sources indicates that the debtor is unlikely to pay its creditors, including the Company in full (without taking into account any collateral held by the Company):

Write-off policy

The Company writes off financial assets when there is information indicating that the amount is not recoverable due to the conflict in invoices with customer. Financial assets written off may still be subject to enforcement activities under the Company's recovery procedures, taking into account legal advice where advice where appropriate. Any recoveries made against financial assets written-off are recognized in profit or loss.

Derecognition of financial assets

The Company derecognizes a financial asset only when the contractual rights to the cash flows from the asset expire, or when it transfers the financial asset and substantially all the risks and rewards of ownership of the asset to another entity. If the Company neither transfers nor retains substantially all the risks and rewards of ownership and continues to control the transferred asset, the Company recognizes its retained interest in the asset and an associated liability for amounts it may have to pay. If the Company retains substantially all the risks and rewards of ownership of a transferred financial asset, the Company continues to recognize the financial asset and also recognizes a collateralized borrowing for the proceeds received.

On derecognition of a financial asset measured at amortized cost, the difference between the asset's carrying amount and the sum of the consideration received and receivable is recognized in the statement of profit or loss.

3.7.2 Financial liabilities

Subsequent measurement of financial liabilities

Financial liabilities that are not

- a) contingent consideration of an acquirer in a business combination,
- b) held for trading, or
- c) designated as at FVTPL, are measured subsequently at amortized cost using the effective interest method.

The effective interest method is a method of calculating the amortized cost of a financial liability and of allocating interest expense over the relevant period. The effective interest rate is the rate that exactly discounts estimated future cash payments (including all fees and points paid or received that form an integral part of the effective interest rate, transaction costs and other premiums or discounts) through the expected life of the financial liability, or (where appropriate) a shorter period, to the amortized cost of a financial liability.

Derecognition of financial liabilities

The Company derecognizes financial liabilities when, and only when, the Company's obligations are discharged, cancelled or have expired. The difference between the carrying amount of the financial liability derecognized and the consideration paid and payable is recognized in profit or loss.

3.8 OFF SETTING OF FINANCIAL ASSETS AND FINANCIAL LIABILITIES

A financial asset and a financial liability is offset and the net amount reported in the financial statements, if the Company has a current legal enforceable right to set off the recognized amount and the Company also intends either to settle on a net basis or to realize the asset and settle the liability simultaneously.

3.9 TRADE RECEIVABLES

Trade receivables and other receivables are initially recognized at fair value, which is usually the original invoiced amount and subsequently carried at amortized cost using the effective interest method less allowance for ECL.

3.10 CASH AND CASH EQUIVALENTS

For the purpose of cash flow statement, cash and cash equivalents comprise of cash in hand, balances with banks, highly liquid other financial assets that are convertible to known amount of cash and are subject to insignificant risk of change in value and short term running finance under markup arrangement. Cash and bank are carried in the statement of financial position at cost.

3.11 TRADE AND OTHER PAYABLES

Liabilities for trade and other payables are carried at their fair value of the consideration to be paid in the future for goods and services received whether billed to the Company or not.

3.12 EMPLOYEE RETIREMENT BENEFITS

The Company operates an unfunded gratuity scheme (defined benefit plan) for all its permanent employees who have completed minimum qualifying period of service as defined under the respective scheme. Provisions are made annually to cover the obligation under the schemes on the basis of actuarial valuation and are charged to the statement of profit or loss for the year. The assumptions are determined by independent actuary.

The amount recognized in the balance sheet represents the present value of defined benefit obligations using the projected unit credit actuarial valuation method. Actuarial gains / losses arising from the actuarial valuation are recognized immediately and are presented in other comprehensive income. The latest actuarial valuation was carried as at June 30, 2023.

Details of the schemes are given in note 7 to these financial statements.

The Company provides for compensated absences of its employees on un-availed balance of leaves in the period in which the leaves are earned.

3.13 PROVISIONS

Provisions are recognized in the balance sheet when the Company has a present, legal or constructive obligation as a result of past events, it is probable that an outflow of resources embodying economic benefits will be required to settle the obligation and a reliable estimate of the amount of obligation can be made. Provisions are reviewed at each financial statement date and adjusted to reflect the current best estimate.

3.14 REVENUE RECOGNITION

The Company is in the business of sale of goods. Revenue from contracts with customers is recognized when control of the goods is transferred to the customer and the performance obligation is satisfied under the contract at an amount that reflects the consideration to which the Company expects to be entitled in exchange for those goods. The Company has generally concluded that it is the principle in its revenue arrangements because it typically controls the goods or services before transferring them to the customers.

a) Revenue from sale of goods is recognized at the point in time when control of the goods is transferred to the customer, generally on delivery of the goods.

b) Export rebate is recognized on accrual basis at the time of making the export sales.

The Company considers whether there are other promises in the contract that are separate performance obligations to which a portion of the transaction price needs to be allocated (e.g. right of returns, volume rebates). In determining the transaction price for the sale of goods, the Company considers the effects of variable consideration, the existence of significant financing components, non cash consideration, and consideration payable to the customer (if any).

3.15 GOVERNMENT GRANT

Government grants are recognised at their fair value where there is a reasonable assurance that the grant will be received and the Company will comply with all conditions of the grant. The benefit of a government loan at a below-market rate of interest is treated as a government grant. Government grants relating to costs are deferred and recognised in the statement of profit or loss over the period necessary to match them with the costs that they are intended to compensate.

3.16 BORROWINGS

Loans and borrowings are initially recorded at the proceeds received. In subsequent periods, borrowings are stated at amortized cost using the effective yield method. Finance cost is accounted for on an accrual basis and are included in mark-up accrued on loans to the extent of amount remaining unpaid, if any.

3.17 LEASES

Leases are classified as finance leases whenever the terms of the lease transfer substantially all the risks and rewards of ownership to the lessee. All other leases are classified as operating leases.

The Company as lessee

The Company assesses whether contract is or contains a lease, at inception of the contract. The Company recognizes a right-of-use asset and a corresponding lease liability with respect to all lease arrangements in which it is the lessee, except for short-term leases (defined as leases with a lease term of 12 months or less) and leases of low value assets. For these leases, the Company recognizes the lease payments as an operating expense on a straight-line basis over the term of the lease unless another systematic basis is more representative of the time pattern in which economic benefits from the leased assets are consumed.

The lease liability is initially measured at the present value of the lease payments that are not paid at the commencement date, discounted by using the rate implicit in the lease. If this rate cannot be readily determined, the Company uses its incremental borrowing rate.

Lease payments included in the measurement of the lease liability comprise:

- a) Fixed lease payments (including in-substance fixed payments), less any lease incentives;
- b) Variable lease payments that depend on an index or rate, initially measured using the index or rate at the commencement date;
- c) The amount expected to be payable by the lessee under residual value guarantees;
- d) The exercise price of purchase options, if the lessee is reasonably certain to exercise the options; and
- e) Payments of penalties for terminating the lease, if the lease term reflects the exercise of an option to terminate the lease.

The lease liability is subsequently measured by increasing the carrying amount to reflect interest on the lease liability (using effective interest method) and by reducing the carrying amount to reflect the lease payments made.

The Company remeasures the lease liability (and makes a corresponding adjustment to the related right-of-use asset) whenever:

- a) The lease term has changed or there is a change in the assessment of exercise of a purchase option, in which case the lease liability is remeasured by discounting the revised lease payments using a revised discount rate
- b) The lease payments change due to changes in an index or rate or a change in expected payment under a guaranteed residual value, in which cases the lease liability is remeasured by discounting the revised lease payments using the initial discount rate (unless the lease payments change is due to a change in a floating interest rate, in which case a revised discount rate is used).
- c) A lease contract is modified and the lease modification is not accounted for as a separate lease, in which case the lease liability is remeasured by discounting the revised lease payments using a revised discount rate.

The Company did not make any such adjustments during the periods presented.

The right-of-use assets comprise the initial measurement of the corresponding lease liability, lease payments made at or before the commencement day, less any lease incentives received and any initial direct costs. They are subsequently measured at cost less accumulated depreciation and impairment losses.

Whenever the Company incurs an obligation for costs to dismantle and remove a leased asset, restore the site on which it is located or restore the underlying asset to the condition required by the terms and conditions of the lease, a provision is recognized and measured under IAS 37. To the extent that the costs relate to a right-of-use asset, the costs are included in the related right-of-use asset, unless those costs are incurred to produce inventories.

The right-of-use assets are depreciated over the shorter period of lease term and useful life of the underlying asset. If a lease transfers ownership of the underlying asset or the cost of the right-of-use of asset reflects that the Company expects to exercise a purchase option, the related right-of-use asset is depreciated over the useful life of the underlying asset. The depreciation starts at the commencement date of the lease.

The right-of-use assets are presented as a separate line in the statement of financial position.

The Company applies IAS 36 to determine whether a right-of-use asset is impaired and accounts for any identified impairment loss as described in the 'Property, Plant and Equipment' policy.

Variable rents that do not depend on an index or rate are not included in the measurement of the lease liability and the right-of-use asset. The related payments are recognized as an expense in the period in which the event or condition that triggers those payments occurs and are included in profit or loss.

The Company as lessor

Leases for which the Company is a lessor are classified as finance or operating leases. Whenever the term of the lease transfers substantially all the risks and rewards of ownership to the lessee, the contract is classified as a finance lease. All other leases are classified as operating lease.

Rental income from operating leases is recognised on a straight-line basis over the term of the relevant lease. Initial direct costs incurred in negotiating and arranging an operating lease are added to the carrying amount of the leased asset and recognised on a straight-line basis over the lease term.

3.18 BORROWING COSTS

Borrowing costs directly attributable to the acquisition, construction or production of qualifying assets, which are assets that necessarily take a substantial period of time to get ready for their intended use or sale, are capitalized as part of the cost of the respective assets, until such time as the assets are substantially ready for their intended use or sale. Investment income earned on the temporary investment of specific borrowings pending their expenditure on qualifying assets is deducted from the borrowing costs eligible for capitalization.

All other borrowing costs are recognized in profit or loss in the period in which they are incurred.

3.19 TAXATION

Current

The charge for current taxation is based on taxable income at the current rate of taxation after taking into account applicable tax credits, rebates and exemptions available, if any, or minimum taxation as per Income Tax Ordinance, 2001. However, for income covered under final tax regime, taxation is based on applicable tax rates under such regime.

Deferred

Deferred taxation is provided using the liability method for all temporary differences at financial statements date between tax bases of assets and liabilities and their carrying amount for financial reporting purposes. In this regard the effects on deferred taxation of the portion of income subject to final tax regime is also considered in accordance with the requirement of "Technical Release - 27" of the Institute of Chartered Accountants of Pakistan.

Deferred income tax liability is recognized for all taxable temporary differences. Deferred income tax asset is recognized for all deductible temporary differences and carry forward of unused tax losses, and tax credits, if any, to the extent that it is probable that taxable profit will be available against such temporary differences and tax losses can be utilized.

Deferred income tax assets and liabilities are measured at the tax rates that are expected to be applied to the period when the asset is realized or the liability is settled, based on tax rates that have been enacted or substantively enacted at the financial statements date. Deferred tax is charged or credited in the statement of profit or loss, except in the case of items credited or charged to equity in that case it is included in equity.

3.20 FOREIGN CURRENCIES TRANSACTION AND TRANSLATION

Transactions in currencies other than Pak Rupees are recorded at the rates of exchange prevailing on the dates of the transactions. At each financial statements date, monetary assets and liabilities that are denominated in foreign currencies are retranslated at the rates prevailing on the financial statements date. Gains and losses arising on retranslation are included in statement of profit or loss for the year.

3.21 DIVIDEND DISTRIBUTION

Dividend distribution to the Company's shareholders is recognized as a liability in the financial statements in the period in which the dividends are approved by the Company's shareholders.

3.22 DIVIDEND INCOME

Dividend income from the investments is recognised when the the Company's right to receive payment is established.

3.23 EARNINGS PER SHARE

The Company presents basic and diluted earnings per share (EPS) data for its ordinary shares. Basic EPS is calculated by dividing the profit after tax attributable to ordinary shareholders of the Company by the weighted average number of ordinary shares outstanding during the year. Diluted EPS is determined by adjusting the profit after tax attributable to ordinary shareholders and the weighted average number of ordinary shares outstanding, adjusted for the effects of all dilutive potential ordinary shares.

4 AUTHORIZED SHARE CAPITAL

2023	2022		2023	2022
Number of shares			Rupees	Rupees
40,000,000	20,000,000	Ordinary shares of Rs. 10 each	400,000,000	200,000,000
<u>40,000,000</u>	<u>20,000,000</u>		<u>400,000,000</u>	<u>200,000,000</u>

4.1 During the year, the company has increased its authorized share capital for ordinary shares from Rs. 200 million to Rs. 400 million.

4.2 ISSUED, SUBSCRIBED AND PAID UP CAPITAL

2023	2022		2023	2022
Number of shares			Rupees	Rupees
		Ordinary shares of Rs. 10 each		
9,600,000	9,600,000	- fully paid in cash	96,000,000	96,000,000
8,880,000	8,880,000	- issued as bonus shares	88,800,000	88,800,000
<u>18,480,000</u>	<u>18,480,000</u>		<u>184,800,000</u>	<u>184,800,000</u>

- 4.3 There is no movement during the year in issued, subscribed and paid-up capital.
- 4.4 The Company has one class of ordinary shares which carry no right to fixed income.
- 4.5 Following shares are held by associates of the Company as at the reporting date:

	2023	2022
	Number of ordinary shares of Rs. 10 each	
Ellahi International (Private) Limited	3,747,415	3,747,415
ARH (Private) Limited	1,678,242	1,678,242
Monell (Private) Limited	51,907	51,907
ICARO (Private) Limited	50,862	50,862
Haroon Omer (Private) Limited	50,857	50,857
	<u>5,579,283</u>	<u>5,579,283</u>

- 4.5.1 Shareholders are entitled to cast vote proportionate to the paid up value of shares carrying voting rights. All shares rank equally with regard to the Company's residual assets.

		Note	2023 Rupees	2022 Rupees
5	RESERVES			
	Amalgamation reserve	Capital reserve	5.1	16,600,000
	Fair value reserve	Capital reserve	5.2	(105,934,165)
	Unappropriated profits	Revenue reserve		1,791,734,347
			<u>1,835,229,238</u>	<u>1,728,278,632</u>

- 5.1 This represents reserve arising on merger of Ellahi Electric Company Limited into Prosperity Weaving Mills Limited on September 30, 2001 and breakup value of such shares, the value at which net assets and liabilities of Power Unit 3 of Ellahi Electric Company Limited were merged into Prosperity Weaving Mills Limited, at that date. This reserve is not regarded as free for distribution by way of dividend.
- 5.2 This represents fair value loss on remeasurement of other financial assets designated as at fair value through other comprehensive income.

	2023	2022
6 LONG TERM FINANCES	Rupees	Rupees
From banking companies - secured	2,454,280,312	1,945,479,251
Less: current portion	342,911,342	303,656,639
	2,111,368,970	1,641,822,612

6.1 From banking companies - secured

Name of institution	Original limit		Outstanding amount		Security	Arrangement, repayment and mark-up
	2023	2022	2023	2022		
6.1.1 Askari Bank Limited (LTFF-I)	71,018,100	71,018,100	-	3,228,105	Joint pari passu registered hypothecation charge of Rs. 538.195 million over present and future fixed assets of the Company with 25% margin.	This facility was obtained against a sanctioned limit of Rs. 71.02 million have been converted into LTFF scheme of State Bank of Pakistan (SBP). The loan is repayable in 22 quarterly installments, commenced from June 04, 2017. The loan carries mark-up at the rate of 6.50% (2022: 6.50%) per annum payable quarterly. This loan has been fully paid during the year.
6.1.2 Askari Bank Limited (LTFF-II)	291,666,430	291,666,430	100,260,333	136,718,637	Same as 6.1.1	This facility has been obtained against a sanctioned limit of Rs. 291.67 million have been converted into LTFF scheme of SBP. The loan is repayable in 32 quarterly installments, with a 24 months grace period, commenced from June 4, 2017. The loan carries mark-up at the rate of 6.50% (2022: 6.50%) per annum payable quarterly.
6.1.3 Askari Bank Limited (LTFF-II)	93,333,570	93,333,570	29,166,719	40,833,403	Same as 6.1.1	This facility has been obtained against a sanctioned limit of Rs. 93.33 million have been converted into LTFF scheme of SBP and Rs. 32.33 million remain as term finance. The loan is repayable in 32 quarterly installments with 24 months grace period, commenced from February 12, 2017. The loan carries mark-up rate of 3 months KIBOR plus 1.00% (2022: 3 months KIBOR plus 1.00%) per annum payable quarterly.
6.1.4 Askari Bank Limited (TF-III)	115,000,000	115,000,000	39,481,025	53,837,761	Same as 6.1.1	This facility has been obtained against a sanctioned limit of Rs. 115 million. The loan is repayable in 32 quarterly installments with 24 months grace period, commenced from May 27, 2017. The loan carries mark-up rate of 3 months KIBOR plus 1.00% (2022: 3 months KIBOR plus 1.00%) per annum payable quarterly.

Name of Institution	Original limit		Outstanding amount		Security	Arrangement, repayment and mark-up
	2023	2022	2023	2022		
	Rupees					
6.1.5 United Bank Limited (LTFF)	187,931,622	187,931,622	76,347,225	99,838,677	Joint pari passu amounting to Rs. 804.75 million as equitable mortgage over fixed assets of the company.	This facility has been obtained against sanctioned limit of Rs. 187.93 million converted into LTFF scheme of SBP. The loan is repayable in 32 quarterly installments commencing from November 10, 2017. The loan carries mark-up rate of 3.50% (2022: 3.50%) per annum payable quarterly.
6.1.6 United Bank Limited (LTFF)	40,000,000	40,000,000	19,999,804	23,809,288	Same as 6.1.5	This facility has been obtained against sanctioned limit of Rs. 700 million out of which Rs. 30.47 million has been converted into LTFF on July 19, 2017. The loan is repayable in 32 equal quarterly installments commencing from October 19, 2019. The loan carries mark up at the rate of 2.50% (2022: 2.50%).
6.1.7 United Bank Limited (LTFF)	660,000,000	660,000,000	391,600,861	474,043,145	Same as 6.1.5	This facility has been obtained against sanctioned limit of Rs. 700 million out of which Rs. 660 million has been converted into LTFF. The loan is repayable in 32 quarterly installments in arrears commencing from April 18, 2019. The loan carries mark up at the rate of 2.50% (2022: 2.50%).
6.1.8 Askari Bank Limited (LTFF-IV / TF-IV)	45,829,000	45,829,000	9,216,000	10,752,000	Same as 6.1.1	This facility has been obtained against sanctioned limit of Rs. 200 million. The loan is repayable in 32 quarterly installments in arrears commencing from August 02, 2021 with grace period of 24 months. The loan carries mark up at the rate of 2.50% (2022: 2.50%).
6.1.9 Askari Bank Limited (LTFF-IV)	127,688,000	127,688,000	95,768,000	111,728,000	Same as 6.1.1	This facility has been obtained against sanctioned limit of Rs. 200 million. The loan is repayable in 32 quarterly installments in arrears commencing from August 18, 2021 with grace period of 24 months. The loan carries mark up at the rate of 2.50% (2022: 2.50%).
6.1.10 Askari Bank Limited (LTFF-IV)	3,296,000	3,296,000	2,163,000	2,575,000	Same as 6.1.1	This facility has been obtained against sanctioned limit of Rs. 200 million. The loan is repayable in 32 quarterly installments in arrears commencing from October 4, 2020 with grace period of 24 months. The loan carries mark up at the rate of 2.50% (2022: 2.50%).

Name of Institution	Original limit		Outstanding amount		Security	Arrangement, repayment and mark-up
	2023	2022	2023	2022		
Rupees						
6.1.11 Askari Bank Limited (LTFF-IV)	23,187,000	23,187,000	15,223,000	18,119,000	Same as 6.1.1	This facility has been obtained against sanctioned limit of Rs. 200 million. The loan is repayable in 32 quarterly installments in arrears commencing from November 3, 2020 with grace period of 24 months. The loan carries mark up at the rate of 2.50% (2022: 2.50%).
6.1.12 Allied Bank Limited (LTFF)	192,000,000	192,000,000	135,553,496	155,936,248	Joint pari passu charge of Rs. 1,490.67 million inclusive of 25% margin over fixed assets.	This facility has been obtained against sanctioned limit of Rs. 300 million. The loans are repayable in 32 quarterly installments in arrears commencing from September 27, 2021, December 3, 2022 and April 27, 2023 respectively, with grace period of 24 months. The loan carries mark up at the rate of 2.50% (2022: 2.50%).
6.1.13 Allied Bank Limited (LTFF)	108,000,000	108,000,000	94,119,000	107,563,000	Same as 6.1.12	This facility has been obtained against sanctioned limit of Rs. 108 million. During the year, this facility has been converted from term finance to LTFF scheme of SBP. The loan is repayable in 32 quarterly installments in arrears commencing from July 21, 2022 with grace period of 24 months. The loan carries mark up at the rate of 2.50% (2022: 2.50%).
6.1.14 Bank Al Falah Limited (LTFF)	150,000,000	150,000,000	-	35,144,737	Joint Pari passu charge of Rs. 48.81 million inclusive of 25% margin over fixed assets.	This facility was obtained to finance payment of salaries and wages of workers and employees for the period April 2020 to September 2020 against sanctioned limit of Rs. 150 million under SBP payroll finance scheme 2020. The loan was repayable in 08 quarterly installments in arrears, commencing from January 01, 2021 with grace period of 6 months. The fair value of this finance has determined using a discount rate of three months KIBOR plus 1.00% (1.00%) being the prevailing market rate of interest for similar instruments. The difference between the fair value and loan proceeds was recognized as deferred grant.
6.1.15 Allied Bank Limited (LTFF)	810,000,000	810,000,000	552,110,000	581,945,000	Joint pari passu charge of Rs. 1,490.67 million inclusive of 25% margin over fixed assets.	This facility has been obtained against sanctioned limit of Rs. 750 million. The loan is repayable in 32 quarterly installments in arrears commencing from different dates i.e. December 03, 2022, March 20, 2024 and May 16, 2024 with grace period of 24 months. The loan carries mark up at the rate of SBP bench mark plus 100 bps.

Name of Institution	Original limit		Outstanding amount		Security	Arrangement, repayment and mark-up
	2023	2022	2023	2022		
----- Rupees -----						
6.1.16 Allied Bank Limited	100,000,000	100,000,000	76,445,899	85,039,000	Joint pari passu charge of Rs. 1,490.67 million inclusive of 25% margin over fixed assets.	This facility has been obtained against sanctioned limit of Rs. 100 million. The loan is repayable in 39 quarterly installments in arrears commencing from January 27, 2022, April 15, 2022 and October 15, 2022 with grace period of 24 months. The loan carries mark up at the rate of 3%.
6.1.17 Allied Bank Limited	810,000,000	810,000,000	179,795,800	4,368,250	Joint pari passu charge of Rs. 1,490.67 million inclusive of 25% margin over fixed assets.	This facility has been obtained as an enhancement of 60 million against original limit of 750 million to reach new limit of 810 million. The loan is repayable in 32 quarterly installments in arrears with grace period of 24 months. The loan carries mark up at the rate of 3 month Kibor plus 100 bps.
6.1.18 National Bank of Pakistan	1,000,000,000	-	637,030,150	-	Joint pari passu charge of Rs. 1,333.33 million inclusive of 25% margin over fixed assets.	This facility has been obtained against sanctioned limit of Rs. 1000 million. The loan is repayable in 24 quarterly installments in arrears with grace period of 12 months. The loan carries mark up at the rate of 3 month Kibor plus 100 bps.
			2,454,280,312	1,945,479,251		
6.2	These facilities carry effective mark-up rate ranging from 2.50% to 22.98% (2022: 1.00% to 12.95%) per annum.					

7 EMPLOYEE RETIREMENT BENEFITS

7.1 The Company has a defined benefit plan comprising an un-funded gratuity scheme for its permanent employees. Latest valuation has been conducted as at June 30, 2023.

	Note	2023 Rupees	2022 Rupees
Amounts recognized in the Statement of financial position are as follows:			
Present value of defined benefit obligation as at June 30		<u>218,458,386</u>	<u>162,405,974</u>
7.2 Movement in liability:			
As at July 01		162,405,974	144,752,291
Charge for the year	7.4	59,245,763	40,224,775
Benefits paid during the year		(24,496,058)	(24,329,380)
Remeasurement changes chargeable to OCI	7.6	21,302,707	1,758,288
As at June 30		<u>218,458,386</u>	<u>162,405,974</u>
7.3 Movement in the present value of defined benefit obligation is as follows:			
Present value of defined benefit obligation as at July 01		162,405,974	144,752,291
Current service cost		39,349,835	28,716,700
Interest cost		19,895,928	11,508,075
Benefits paid		(24,496,058)	(24,329,380)
Remeasurements:			
Actuarial loss from changes in financial assumptions		1,497,223	(48,765)
Experience adjustments		19,805,484	1,807,053
Present value of defined benefit obligation as at June 30		<u>218,458,386</u>	<u>162,405,974</u>
7.4 Expense recognized in profit and loss account is as follows:			
Current service cost		39,349,835	28,716,700
Interest cost		19,895,928	11,508,075
		<u>59,245,763</u>	<u>40,224,775</u>
7.5 Charge for the year has been allocated as follows:			
Cost of sales		44,244,858	32,681,212
Administrative expenses		15,000,905	7,543,563
		<u>59,245,763</u>	<u>40,224,775</u>
7.6 Total remeasurement chargeable to			
Remeasurement of defined benefit obligation:			
Actuarial losses from changes in financial assumptions		1,497,223	(48,765)
Experience adjustment		19,805,484	1,807,053
		<u>21,302,707</u>	<u>1,758,288</u>
7.7 Projected unit credit method, based on the following significant assumptions, is used for valuation of gratuity:			
		2023	2022
Discount rate		16.25%	13.25%
Expected rate of salary increase		15.75%	12.75%
Average retirement age of employee		60 years	60 years

7.8 Sensitivity analysis

	Defined benefit obligation assumptions		
	Changes in	Increase in	Decrease in
	----- Rupees -----		
Discount rate	1%	204,792,975	233,927,772
Salary growth rate	1%	234,306,646	204,208,957

The aforementioned sensitivity analysis is based on a change in an assumption while holding all other assumptions constant. In practice, this is unlikely to occur, and changes in some of the assumptions may be correlated. When calculating the sensitivity of the defined benefit obligation to significant actuarial assumptions the same method (present value of the defined benefit obligation calculated with the projected unit credit method at the end of the reporting period) has been applied as when calculating the gratuity liability recognized within the statement of financial position.

Maturity profile of the defined benefit obligation

1. Weighted average duration of the benefit	7 Years	6.87 Years
	2023	2022
	Rupees	Rupees
2. Distribution of timing of benefit payments (time in years)		
1	38,355,744	30,507,605
2	30,478,768	22,674,571
3	35,540,045	22,872,458
4	35,497,791	22,476,684
5	36,235,592	22,872,458
6 and above	6,748,390,637	687,657,908

8	DEFERRED TAXATION	2023 Rupees	2022 Rupees
	The liability for deferred taxation comprises timing differences relating to:		
	Taxable temporary differences		
	Accelerated tax depreciation	274,397,270	220,000,271
	Deductible temporary differences		
	Provision for employee benefits	(45,306,152)	(36,394,306)
	Tax credits		
	Tax credits under section 113	(97,701,586)	(59,681,296)
		<u>131,389,532</u>	<u>123,924,669</u>

8.1 Movement in temporary differences for the year

	2023			
	Balance as at July 1, 2022	Recognized in profit or loss	Recognized in other comprehensive income	Balance as at June 30, 2023
	Rupees			
Taxable temporary difference:				
Accelerated tax depreciation	220,000,271	54,396,999	-	274,397,270
Deductible temporary difference:				
Provision for gratuity	(36,394,306)	(4,843,072)	(4,068,774)	(45,306,152)
Tax credits	(59,681,296)	(38,020,290)	-	(97,701,586)
	<u>123,924,669</u>	<u>11,533,637</u>	<u>(4,068,774)</u>	<u>131,389,532</u>
	2022			
	Balance as at July 1, 2021	Recognized in profit or loss	Recognized in other comprehensive income	Balance as at June 30, 2022
	Rupees			
Taxable temporary difference:				
Accelerated tax depreciation	166,892,761	53,107,510	-	220,000,271
Deductible temporary difference:				
Provision for gratuity	(29,329,501)	(6,346,297)	(718,508)	(36,394,306)
Tax credits	(77,763,769)	18,082,471	-	(59,681,296)
	<u>59,799,491</u>	<u>64,843,684</u>	<u>(718,508)</u>	<u>123,924,669</u>

9	TRADE AND OTHER PAYABLES	2023 Rupees	2022 Rupees
	Creditors	292,279,468	215,563,227
	Accrued liabilities	9.1 477,832,173	478,390,545
	Workers' Profit Participation Fund	9.2 18,505,056	33,571,966
	Workers' Welfare Fund	28,504,198	29,440,664
	Advance from customers	9.3 44,478,540	37,884,509
	Retention money	394,016	613,539
	Withholding tax payable	14,428,195	777,899
	Others	6,190,917	7,539,264
		<u>882,612,563</u>	<u>803,781,613</u>

9.1 This includes a provision of Rs. 101.48 million (2022: Rs. 101.48 million) on account of Gas Infrastructure Development Cess (GIDC) that was levied through GIDC Act, 2011 with effect from December 15, 2011 and was chargeable from industrial gas customers at different rates as prescribed by the Federal Government through OGRA notification.

On June 13, 2013, the Honorable Peshawar High Court declared the levy, imposition and recovery of the Cess unconstitutional with the direction to refund the "Cess" so far collected. Honorable Supreme Court of Pakistan examined the case and vide its findings dated August 22, 2014, concluded that GID Cess is a fee and not a tax and on either count the "Cess" could not have been introduced through a money bill under Article 73 of the Constitution and the same was, therefore, not validly levied in accordance with the Constitution. However, on September 25, 2014, the President of Pakistan had promulgated GID Cess Ordinance 2014, which was applicable to the whole of Pakistan and has to be complied by all parties.

On September 29, 2014, the Honorable Sindh High Court gave a stay order to various parties against the promulgation of Presidential order dated September 25, 2014.

On October 26, 2016, the High Court of Sindh held that enactment of GIDC Act, 2015 is ultra-vires to the Constitution of Pakistan. Sui Southern Gas Company Limited has filed an intra-court appeal before the Divisional Bench of High Court of Sindh. On August 13, 2020, GIDC matter is decided by the Supreme Court of Pakistan and the Court ordered gas consumers to pay outstanding amount of GIDC upto July 31, 2020 in twenty four equal monthly installments, starting from August 2020.

The Company has paid GIDC installments form September 2020 to April 2021 aggregating to Rs. 24.98 million. Further, the Company has obtained a stay order from Honorable High Court of Sindh for recovery against the remaining GIDC installments.

9.2 Workers' Profit Participation Fund

	Note	2023 Rupees	2022 Rupees
Opening balance		33,571,966	43,749,209
Interest on funds utilized in the Company's business	9.2.1	1,586,620	8,540,086
		<u>35,158,586</u>	<u>52,289,295</u>
Paid during the year		(35,158,586)	(52,289,295)
		-	-
Allocation for the year	29	(18,505,056)	33,571,966
Closing balance		<u>(18,505,056)</u>	<u>33,571,966</u>

9.2.1 Interest on Workers' Profit Participation Fund has been provided @ 37.5% (2022: 75%) per annum.

9.3 Revenue recognized during the year that was included in Advance from customer balance at the beginning of the year amounting to Rs. 37.88 million (2022: 13.80 million).

10 ACCRUED INTEREST / MARKUP

	Note	2023 Rupees	2022 Rupees
Long term finances		63,004,775	16,770,680
Short term borrowings		45,014,785	24,887,657
		<u>108,019,560</u>	<u>41,658,337</u>

11 SHORT TERM BORROWINGS

	Note	2023 Rupees	2022 Rupees
From banking companies:			
Running finance - secured	11.2	1,010,806,510	709,058,853
Bank overdraft - unsecured	11.3	109,412,445	20,379,759
Foreign currency loans - secured	11.4	-	370,170,298
		<u>1,120,218,955</u>	<u>1,099,608,910</u>

11.1 The aggregate un-availed short term borrowing facilities amount to Rs. 3,526 million (2022: Rs. 3,157 million). Short term borrowings are secured against ranking charge of Rs. 1,891 million (2022: Rs. 2,491 million) and first pari passu charge of Rs. 4,416 million (2022: Rs. 4,184 million) on all present and future current assets of the Company.

11.2 These facilities have been obtained from various commercial banks for working capital requirements; carrying mark-up ranging from 14.70% to 22.73% (2022: 7.62% to 15.42%) per annum. These facilities expire on various dates by March 31, 2024.

11.3 This represents booked overdraft due to cheques issued by the Company in excess of balance with banks which will be presented for payment in subsequent period.

11.4 These facilities have been obtained from various commercial banks for working capital requirements; carrying mark-up ranging from 2.10% to 4.00% per annum. These facilities expire on various dates by March 31, 2024.

12 PROVISION FOR TAXATION / ADVANCE INCOME TAX - NET

	Note	2023 Rupees	2022 Rupees
Opening balance		(26,385,426)	32,319,337
Paid / deducted during the year		191,474,068	151,096,797
		<u>165,088,642</u>	<u>183,416,134</u>
Provision for taxation		(179,901,688)	(209,801,560)
Closing balance		<u>(14,813,046)</u>	<u>(26,385,426)</u>

13 CONTINGENCIES AND COMMITMENTS

13.1 Contingencies

	2023 Rupees	2022 Rupees
Guarantees issued by banks in favor of Government departments on behalf of the Company in the normal course of business	313,971,326	163,128,046
Post dated cheques issued to Collector of Customs and SNGPL	8,079,195,692	8,375,381,843
	<u>8,393,167,018</u>	<u>8,538,509,889</u>

13.2 Tax contingencies

The income tax assessments of the Company upto and including tax year 2022 have been completed by the concerned income tax authorities or are deemed to have been so completed under the provisions of section 120 of the Income Tax Ordinance, 2001 ('Ordinance'), except for the amendments and other proceedings mentioned below:

13.2.1 Tax year 2014

The Company's case was selected for audit by the department for tax year 2014 in terms of section 177 of the Income Tax Ordinance ('Ordinance') vide letter dated December 4, 2018. The audit proceedings concluded by the department through order dated March 30, 2019 passed under section 122(1)/122(5) of the Ordinance, raising a tax demand of Rs. 5.94 million by making certain disallowances / additions out of the profit and loss account. The Company filed an appeal before the Commissioner Inland Revenue (Appeals) ['CIR(A)'] against this order. The Company's appeal, before the CIR(A), in connection with order dated March 30, 2019 passed under section 122(4)/122(5) of the Ordinance was decided through appellate order dated December 2, 2020. Through the appellate order, majority of the issues were either upheld or remanded back by the CIR(A). The Company has filed an appeal dated February 10, 2021, before the ATIR against the aforementioned order, which is yet to be fixed for a hearing.

13.2.2 Tax year 2019

The amendment proceedings under section 122(9)/122(5A) against the company for tax year 2019 were concluded through order dated September 03, 2020 passed by the Additional Commissioner Inland Revenue, Audit – II, Zone – III, Large Taxpayers Office, Lahore (ACIR) under section 122(5A) of the Ordinance. The aforementioned order was later rectified through order dated December 21, 2020 under section 221(1) of the Ordinance. A demand of Rs 4.907 million was raised through the rectified order, which majorly pertains to proration of expenses, salaries and gas infrastructure development cess. The Company filed an appeal before the CIR(A) against the aforementioned order. Through order dated October 18, 2021, the CIR(A) upheld most of the issues in appeal while accepting Company's grounds in respect of certain issues. Feeling aggrieved, the Company has filed an appeal before the ATIR against the aforementioned order, which is yet to be fixed for a hearing.

13.2.3 Tax year 2018

The Assistant Commissioner Inland Revenue ('ACIR') initiated proceedings under section 122(5A) of the Ordinance through notice dated March 25, 2022, wherein intentions were shown to amend the assessment under section 120 of the Ordinance on the basis of certain issues stated therein. The proceedings were finalized through amendment order dated October 31, 2022, passed under section 122(1) of the Ordinance, through which income tax demand of Rs. 78.162 million was raised on the basis of re-assessment of certain issues. The Company filed appeal before Commissioner Inland Revenue (Appeals) ['CIR(A)'], who vide order dated January 11, 2023, significantly deleted majority of the issues under contention and raised income tax demand of Rs. 15.059 million. The Company filed appeal dated March 09, 2023, before Appellate Tribunal Inland Revenue, which is pending for adjudication.

13.2.4 Tax year 2017

During the year, the Additional Commissioner Inland Revenue initiated proceedings under section 122(5A) of the Ordinance vide notice dated December 08, 2022, wherein intentions were shown to amend the assessment under section 120 of the Ordinance on the basis of certain issues stated therein. The proceedings were finalized through amendment order dated May 24, 2023, passed under section 122(5A) of the Ordinance, through which income tax demand of Rs. 55.153 million was raised on the basis of re-assessment of certain issues. However, the tax advisor is of the view that reasonable arguments exist in favor of the Company's position. The Company has filed an appeal dated June 21, 2023, before CIR(A), which is pending for adjudication.

13.3 Commitments

	2023 Rupees	2022 Rupees
Irrevocable letters of credit for:		
Capital expenditures	-	728,855,142
Non-capital expenditures	23,562,265	310,675,634
	<u>23,562,265</u>	<u>1,039,530,776</u>
Short term lease:		
Payable within one year	964,896	877,179
	<u>24,527,161</u>	<u>1,040,407,955</u>

14 PROPERTY, PLANT AND EQUIPMENT

Property, plant and equipment	Note	2023 Rupees	2022 Rupees
Operating fixed assets	14.1	3,345,297,817	2,428,776,016
Capital work-in-progress	14.1.5	-	84,822,665
Intangible assets	14.1.6	3,345,297,817	2,513,598,681
		3,345,297,817	2,513,598,681

14.1 Operating fixed assets - as at June 30, 2023

Description	----- COST / REVALUED AMOUNT -----			----- DEPRECIATION -----			Net book value as at June 30, 2023	Annual rate of depreciation
	As at July 01, 2022	Additions / (disposals)	As at June 30, 2023	As at July 01, 2022	For the year / (on disposals)	As at June 30, 2023		
Owned								
Freehold land	105,048,000	-	105,048,000	-	-	-	105,048,000	-
Buildings on freehold land								
- Factory	279,929,004	94,785,118	374,714,122	175,247,546	11,256,855	186,504,401	188,209,721	10%
- Residential	121,133,891	-	121,133,891	75,358,486	4,578,708	79,937,194	41,196,697	10%
Buildings on leasehold land	36,261,108	-	36,261,108	24,604,247	1,165,686	25,769,933	10,491,175	10%
Plant and machinery	3,792,959,532	1,006,963,542	4,799,171,708	1,721,665,902	221,062,145	1,938,517,600	2,856,654,108	10%
		(4,751,366)			(4,210,447)			
Electric installation	80,999,973	51,568,264	132,568,237	56,951,502	4,187,111	61,138,613	71,429,624	10%
Factory equipment	15,674,774	14,147,146	29,821,920	7,450,797	940,288	8,391,085	21,430,835	10%
Furniture and fixture	10,483,922	1,318,890	11,802,812	6,046,367	482,609	6,528,976	5,273,836	10%
Office equipment	12,258,427	259,400	12,517,827	7,455,559	491,865	7,947,424	4,570,403	10%
Arms and ammunition	328,774	-	328,774	240,569	8,820	249,389	79,385	10%
Vehicles	79,648,530	3,454,987	80,991,607	30,928,944	10,232,706	40,077,574	40,914,033	20%
		(2,111,910)			(1,084,076)			
	4,534,725,935	1,172,497,347	5,700,360,006	2,105,949,919	254,406,793	2,355,062,189	3,345,297,817	
		(6,863,276)			(5,294,523)			

14.1.1 Operating fixed assets - as at June 30, 2022

Description	----- COST / REVALUED AMOUNT -----			----- DEPRECIATION -----			Net book value as at June 30, 2022	Annual rate of depreciation
	As at July 01, 2021	Additions / (disposals)	As at June 30, 2022	As at July 01, 2021	For the year / (on disposals)	As at June 30, 2022		
Owned								
Freehold land	105,048,000	-	105,048,000	-	-	-	105,048,000	-
Buildings on freehold land								
- Factory	259,670,131	20,258,873	279,929,004	165,305,809	9,941,737	175,247,546	104,681,458	10%
- Residential	111,693,771	9,440,120	121,133,891	71,057,711	4,300,775	75,358,486	45,775,405	10%
Buildings on leasehold land	36,261,108	-	36,261,108	23,309,040	1,295,207	24,604,247	11,656,861	10%
Plant and machinery	3,443,900,551	373,109,487 (24,050,506)	3,792,959,532	1,538,823,826	203,398,370 (20,556,294)	1,721,665,902	2,071,293,630	10%
Electric installation	80,999,973	-	80,999,973	54,279,449	2,672,053	56,951,502	24,048,471	10%
Factory equipment	11,277,551	4,397,223	15,674,774	6,903,458	547,339	7,450,797	8,223,977	10%
Furniture and fixture	10,069,922	414,000	10,483,922	5,571,175	475,192	6,046,367	4,437,555	10%
Office equipment	10,998,608	1,342,819 (83,000)	12,258,427	7,039,267	448,844 (32,552)	7,455,559	4,802,868	10%
Arms and ammunition	328,774	-	328,774	230,768	9,801	240,569	88,205	10%
Vehicles	72,396,807	13,239,920	79,648,530	23,824,326	10,850,384	30,928,944	48,719,586	20%
	-	(5,988,197)			(3,745,766)			
	4,142,645,196	422,202,442	4,534,725,935	1,896,344,829	233,939,702	2,105,949,919	2,428,776,016	
		(30,121,703)			(24,334,612)			

14.1.2 Disposal of property, plant and equipment

Detail of property, plant and equipment with book value exceeding Rs. 500,000 disposed off during the year is as follows:

Particulars	Cost / Fair value	Accumulated depreciation	Written down value	Sale proceeds	Gain	Buyer Name
Vehicle - Honda City	2,111,910	1,084,076	1,027,834	2,560,000	1,532,166	Mr. M Asad Khan

14.1.2.1 Items of property, plant and equipment are sold at market value through auction.

14.1.2.2 There is no relationship between Company and buyers.

	Note	2023 Rupees	2022 Rupees
14.1.3	The depreciation charge for the year has been allocated as follows:		
	Cost of sales	26	243,190,793
	Administrative expenses	28	222,155,484
			11,784,224
			<u>233,939,708</u>
		<u>254,406,793</u>	

14.1.4 The Company follows the revaluation model for its Land. Fair value measurement as at March 30, 2019 was performed by "Hamid Mukhtar & Co (Private) Limited", an independent valuers not connected with the Company. The fair value of the freehold land amounting to Rs. 105.04 million is ascertained according to the local market and the forced sale value of land is Rs. 89.29 million.

Particulars of immovable property (i.e., land and building) in the name of the Company are as follows:

Location	Usage of immovable property	Total area (in Kanals)	Covered area (in Kanals)
13.5 Km, Sharakpur Road, Sheikhupura,Punjab	Manufacturing facility	210	83

The table below analyses the assets carried at fair value, by valuation method. The different levels have been defined as follows:

Level 1 : quoted prices (unadjusted) in active markets for identical assets or liabilities

Level 2 : inputs other than quoted prices included within Level 1 that are observable for the asset or liability, either directly (i.e., as prices) or indirectly (i.e., derived from prices)

Level 3 : inputs for the asset or liability that are not based on observable market data (unobservable inputs).

	Level 1	Level 2	Level 3	Total
	-----Rupees-----			
Freehold land	-	105,048,000	-	105,048,000

Had there been no revaluation, the carrying value of the freehold land would have been

	2023 Rupees	2022 Rupees
14.1.5 Capital work-in-progress		
Building under construction	-	10,936,816
Plant and machinery	-	41,683,999
Advances for building on freehold land	-	32,201,850
		<u>84,822,665</u>
As at July 01	84,822,665	52,838,339
Additions during the year	1,087,674,682	454,186,768
Transfer to property, plant and equipment	(1,172,497,347)	(422,202,442)
As at June 30	-	84,822,665
14.1.6 INTANGIBLE ASSETS		
This represents computer software and ERP system.		
Cost		
As at July 01	5,893,472	5,893,472
Additions during the year	-	-
As at June 30	5,893,472	5,893,472
Accumulated amortization		
As at July 01	5,893,472	5,893,472
Amortization during the year	-	-
As at June 30	5,893,472	5,893,472
	-	-
15 LONG TERM DEPOSITS		
Security deposit - LESCO	15,007,600	15,007,600
Security deposit - CDC	25,000	25,000
Security deposit - Telephone	6,400	6,400
	<u>15,039,000</u>	<u>15,039,000</u>
15.1 These are interest free refundable security deposits.		
16 STORES, SPARE PARTS AND LOOSE TOOLS		
Stores and spares	95,481,556	86,760,523
Sizing material	21,291,928	28,130,436
	<u>116,773,484</u>	<u>114,890,959</u>

		2023 Rupees	2022 Rupees
17	STOCK-IN-TRADE		
	Raw material	394,870,467	591,329,819
	Raw material in transit	109,582,502	130,607,467
	Work-in-process	152,180,194	214,220,851
	Finished goods	947,743,542	891,010,214
		<u>1,604,376,705</u>	<u>1,827,168,351</u>
18	TRADE RECEIVABLES		
	Considered good:		
	Local	897,919,506	945,248,974
	Foreign	427,478,998	297,271,056
		<u>1,325,398,504</u>	<u>1,242,520,030</u>
18.1	Trade receivables consist of a large number of customers, spread across geographical areas. Ongoing credit evaluation is performed on the financial condition of credit customers, to assess whether or not impairment allowance is required. Further, considering that there is no history of default in trade receivable balances and forward looking information, the Company has not recognized any impairment allowance on these balances.		
18.2	The aging of trade receivables as at statement of financial position date is as follows:	Note	
	Neither past due nor impaired		702,942,043
	Past due but not impaired:		
	Up to 90 days		617,213,973
	91 to 180 days		5,242,488
			<u>741,799,413</u>
			<u>3,191,946</u>
			<u>622,456,461</u>
			<u>744,991,359</u>
			<u>1,325,398,504</u>
			<u>1,242,520,030</u>
19	ADVANCES		
	Suppliers - unsecured	7,683,693	10,710,462
	Staff - secured	23,926,029	1,725,617
	Margin against letter of credit	167,692	2,020,648
	Margin against letter of guarantee	8,278,152	-
		<u>40,055,566</u>	<u>14,456,727</u>
19.1	These are interest free advances to employees, other than executives, repayable within one to six months.		
19.2	These include advances paid in respect of letters of credit for spare parts and raw material.		
20	SHORT TERM PREPAYMENTS	2023 Rupees	2022 Rupees
	Prepaid insurance	2,030,462	1,875,953
	Prepaid rent	295,264	268,416
	Prepaid guarantee commission	659,308	695,782
		<u>2,985,034</u>	<u>2,840,151</u>
21	OTHER RECEIVABLES		
	Export rebate receivable	1,484,166	786,989
	Sundry receivables	389,469	542,735
		<u>1,873,635</u>	<u>1,329,724</u>
22	SALES TAX REFUNDABLE		
	This represents accumulated differences of input tax on purchases and output tax payable.		
23	OTHER FINANCIAL ASSETS	Note	
	Investments classified as FVTOCI		
	Equity investments	23.2	<u>190,011,871</u>
			<u>215,890,321</u>
23.1	Reconciliation between fair value and cost of equity investments classified at FVTOCI		
	Fair value of investments		
	- in listed equity securities	23.2	190,011,871
	Add: loss on remeasurement of investments	23.3	(105,934,165)
	Cost of investment		<u>295,946,036</u>
			<u>295,946,036</u>

23.2 Investments in securities classified at FVTOCI

Name of Companies	No. of shares		Cost		Fair value	
	2023	2022	2023	2022	2023	2022
			-----Rupees-----		-----Rupees-----	
Agriauto Industries Limited	20,375	16,300	7,240,030	7,240,030	1,264,268	2,184,200
Bank Alfalah Limited	271,850	271,850	11,603,255	11,603,255	8,275,114	8,699,200
Bank Al Habib Limited	683,500	683,500	40,003,054	40,003,054	29,540,870	39,684,010
Fatima Fertilizer Company Limited	365,000	365,000	12,064,996	12,064,996	10,880,650	13,797,000
Fauji Cement Company Limited	1,406,250	1,250,000	28,562,500	28,562,500	16,537,500	17,712,500
Habib Bank Limited	410,600	410,600	57,379,652	57,379,652	30,068,238	37,504,205
Habib Metropolitan Bank Limited	447,000	447,000	16,202,628	16,202,628	13,508,340	17,455,350
Loads Limited	110,000	110,000	4,862,355	4,862,355	698,500	1,068,100
MCB Bank Limited	76,600	76,600	16,114,874	16,114,874	8,768,402	9,420,256
Oil & Gas Development Company	150,000	150,000	23,795,648	23,795,648	11,699,989	11,800,500
United Bank Limited	500,000	500,000	78,117,044	78,117,044	58,770,000	56,565,000
	4,441,175	4,280,850	295,946,036	295,946,036	190,011,871	215,890,321

These investments have been classified at FVTOCI as they have been held for medium to long term periods.

23.3 Unrealized loss on remeasurement of equity investments classified at FVTOCI

	Note	2023 Rupees	2022 Rupees
Opening balance		(80,055,715)	(30,737,412)
(Loss) / gain for the year		(25,878,450)	(33,423,685)
Transfer of gain / (loss) on disposal of equity investments at FVTOCI to unappropriated profit		-	(15,894,618)
		(25,878,450)	(49,318,303)
Closing balance		(105,934,165)	(80,055,715)

24 CASH AND BANK BALANCES

Cash in hand		1,076,507	506,394
Cash at banks:			
- Current accounts	24.1	90,547,530	24,290,428
		91,624,037	24,796,822

24.1 Cash at banks include current accounts in local currency amounted to Rs. 11.89 million (2022: Rs. 12.04 million) and foreign currency amounted to USD 274,445 equivalent of Rs. 78.66 million (2022: Rs. 12.25 million).

25 REVENUE FROM CONTRACTS WITH CUSTOMERS

The Company derives its revenue from contracts with customers for the transfer of goods at a point in time in the following major product lines:

	2023		
	Local	Export	Total
	-----Rupees-----		
Cloth	9,852,644,396	6,090,492,672	15,943,137,068
Yarn	362,937	-	362,937
Waste	196,321,201	-	196,321,201
	10,049,328,534	6,090,492,672	16,139,821,206
Less: Sales tax on sales	(1,486,343,485)	-	(1,486,343,485)
Add: Export rebate	-	1,230,263	1,230,263
	8,562,985,049	6,091,722,935	14,654,707,984
	-----Rupees-----		
	-----Rupees-----		
Cloth	10,233,617,521	4,034,183,497	14,267,801,018
Yarn	840,060	-	840,060
Waste	91,223,052	-	91,223,052
	10,325,680,633	4,034,183,497	14,359,864,130
Less: Sales tax on sales	(1,500,157,791)	-	(1,500,157,791)
Add: Export rebate	-	912,484	912,484
	8,825,522,842	4,035,095,981	12,860,618,823

25.1 As per the Finance Act 2022, sales tax is levied on the local sales at a rate of 17% till February 14, 2023 and 18% from onwards.

26 COST OF SALES

	Note	2023 Rupees	2022 Rupees
Raw material consumed	26.1	11,067,415,104	10,330,559,298
Fuel and power		1,130,694,420	813,318,789
Salaries, wages and benefits	26.2	627,163,519	557,528,519
Stores and spares consumed		131,048,110	89,425,232

	Note	2023 Rupees	2022 Rupees
26 COST OF SALES - Continued			
Sizing material consumed		233,258,971	182,062,326
Packing material consumed		54,052,806	44,749,897
Depreciation	14.1.3	243,190,793	222,155,484
Insurance		19,696,854	14,688,548
Repairs and maintenance		8,395,269	1,023,132
Vehicles running and maintenance		13,726,592	7,956,212
Traveling and conveyance		768,587	784,318
Lease rentals-land	26.3	416,042	402,628
Fee and subscription		446,450	572,200
Electricity duty		8,201,016	43,741,215
Others		8,564,285	5,072,079
		<u>13,547,038,818</u>	<u>12,314,039,877</u>
Work-in-process:			
At beginning of the year		214,220,851	112,850,341
At end of the year	17	(152,180,194)	(214,220,851)
		<u>62,040,657</u>	<u>(101,370,510)</u>
Cost of goods manufactured		<u>13,609,079,475</u>	<u>12,212,669,367</u>
Finished goods:			
At beginning of the year		891,010,214	441,079,911
Purchased/Processing charges during the year		9,844,562	2,233,791
At end of the year	17	(947,743,542)	(891,010,214)
		<u>(46,888,766)</u>	<u>(447,696,512)</u>
		<u>13,562,190,709</u>	<u>11,764,972,855</u>
26.1 Raw material consumed			
At beginning of the year		591,329,819	326,373,795
Purchases - net		10,870,955,752	10,595,515,322
		<u>11,462,285,571</u>	<u>10,921,889,117</u>
At end of the year	17	(394,870,467)	(591,329,819)
		<u>11,067,415,104</u>	<u>10,330,559,298</u>
26.2 Staff salaries, wages and benefits include employee retirement benefits amounting to Rs. 44.24 million (2022: Rs. 32.7 million).			
26.3 It represents the lease rental related to land obtained under lease arrangement from Nagina Cotton Mills Limited, (a related party). The agreement has been renewed in current year from March 01, 2023 and ending on February 28, 2024 against annual rental of Rs. 442,890 (2022: Rs. 402,628). This lease has been classified as short term lease as per IFRS 16.			
27 DISTRIBUTION COST	Note	2023 Rupees	2022 Rupees
Export			
Ocean freight and forwarding		60,493,235	63,331,917
Transportation and octroi		28,553,106	9,558,719
Export development surcharge		14,991,483	9,773,689
Commission.		85,516,600	32,912,106
Travelling expenses foreign		10,933,038	1,737,840
Others		35,075,018	16,847,722
		<u>235,562,480</u>	<u>134,161,993</u>
Local			
Freight, handling and transportation		21,158,654	6,461,707
Commission		32,174,866	49,511,064
Others		75,236,129	33,478,053
		<u>128,569,649</u>	<u>89,450,824</u>
		<u>364,132,129</u>	<u>223,612,817</u>
28 ADMINISTRATIVE EXPENSES			
Staff salaries and benefits	28.1	65,889,923	51,467,188
Directors' remuneration		33,366,667	31,043,804
Vehicles running and maintenance		8,818,777	5,192,050
Depreciation	14.1.3	11,216,000	11,784,224
Insurance		4,917,233	5,297,370
Telephone, telex and postage		1,180,133	1,103,322
Electricity		6,612,934	5,078,441
Fee and subscription		7,016,612	4,768,128
Auditors' remuneration	28.2	1,992,150	1,845,900
Printing and stationery		379,716	307,193
Legal and professional charges		3,239,116	3,827,105
Lease rentals	28.3	1,278,396	1,162,170
Repairs and maintenance		122,765	97,436

		2023 Rupees	2022 Rupees
28 ADMINISTRATIVE EXPENSES - Continued	Note		
Directors' meeting fee		1,200,000	855,000
Advertising		327,810	97,372
Others		432,831	457,860
		<u>147,991,063</u>	<u>124,384,563</u>
28.1	Staff salaries and benefits include employee retirement benefits amounting to Rs. 15.00 million (2022: Rs. 7.54 million).		
28.2 Auditors' remuneration			
Annual statutory audit		1,300,000	1,200,000
Half yearly review		300,000	300,000
Review report on Code of Corporate Governance		102,000	102,000
Out of pocket expenses		290,150	243,900
		<u>1,992,150</u>	<u>1,845,900</u>
28.3	It represents the lease rental related to building obtained under lease arrangement from Nagina Cotton Mills Limited, (a related party).The agreement has been renewed in current year from January 01, 2023 and ending on December 31, 2023 against annual rental of Rs.1,339,272 (2022: Rs. 1,162,170). This lease has been classified as short term lease as per IFRS 16.		
29 OTHER OPERATING EXPENSES	Note	2023 Rupees	2022 Rupees
Workers' Profit Participation Fund	9.2	18,505,056	33,571,966
Workers' Welfare Fund		7,031,921	12,757,347
Loss on forward contracts		2,953,607	121,943
Donations		200,000	-
		<u>28,690,584</u>	<u>46,451,256</u>
30 OTHER INCOME			
Dividend income on investments classified at FVTOCI		29,085,200	30,040,200
Dividend income on investments designated at FVTPL		315	1,305,586
Exchange gain		783,775	687,776
Gain on sale of property, plant and equipment		1,671,246	3,627,410
Gain on the sale of investment designated at FVTPL	30.1	200,761	5,090,439
		<u>31,741,297</u>	<u>40,751,411</u>
30.1	This represents the realized gain from the redemption of all units of mutual funds purchased during the year.		
31 FINANCE COST			
Mark-up on:			
Long term financies from banking companies		76,119,096	66,046,465
Short term borrowings		140,939,840	30,446,854
Workers' Profit Participation Fund		1,586,620	8,540,086
		<u>218,645,556</u>	<u>105,033,405</u>
Bank charges and commission		20,235,090	12,365,797
		<u>238,880,646</u>	<u>117,399,202</u>
32 PROVISION FOR TAXATION			
Current		179,901,688	208,974,545
Prior		-	827,015
		<u>179,901,688</u>	<u>209,801,560</u>
Deferred	8.1	11,533,638	64,843,684
		<u>191,435,326</u>	<u>274,645,244</u>
32.1 Relationship between tax expense and accounting profit			
Profit before tax		344,564,150	624,549,541
Income tax using domestic corporate tax rate 29% (2022: 29%)		99,923,604	181,119,367
Tax effects of amounts that are:			
Effect of change in local sales ratio and tax rate		(13,435,710)	41,956,706
Effect of income chargeable at lower rates		43,936,473	(5,045,550)
Effect of super tax		8,856,283	55,787,706
Effect of prior year tax		-	827,015
Effect of tax credits expired		52,154,676	-
		<u>191,435,326</u>	<u>274,645,244</u>
33 EARNINGS PER SHARE - BASIC AND DILUTED			
The calculation of the basic earnings per share is based on the following data:			
Profit after taxation for the year - (Rupees)		153,128,824	349,904,297
Number of shares outstanding		18,480,000	18,480,000
Earnings per share - Basic - (Rupees)		8.29	18.93
There is no dilutive effect on the basic earnings per share of the Company.			

34 REMUNERATION OF CHIEF EXECUTIVE, DIRECTORS AND EXECUTIVES

	Chief Executive	Director	Executives	Chief Executive	Director	Executives
	-----2023-----			-----2022-----		
	Rupees			Rupees		
Remuneration	17,766,667	15,600,000	12,126,640	15,375,000	13,500,000	11,030,640
Utilities	-	-	-	-	2,168,804	-
Gratuity	-	-	2,144,765	-	-	1,973,806
Other allowances	-	-	6,063,320	-	-	5,515,320
	<u>17,766,667</u>	<u>15,600,000</u>	<u>20,334,725</u>	<u>15,375,000</u>	<u>15,668,804</u>	<u>18,519,766</u>
Number of persons	<u>1</u>	<u>1</u>	<u>5</u>	<u>1</u>	<u>1</u>	<u>5</u>

34.1 In addition to above, the Directors have been provided with Company maintained cars.

34.2 In addition to above, 5 (2022: 5) Non Executive directors were paid aggregate meeting fee of Rs. 1,200,000 (2022: Rs.855,000).

35 CASH GENERATED FROM OPERATIONS

	2023	2022
	Rupees	Rupees
Profit before taxation	344,564,150	624,549,541
Adjustments for:		
Depreciation on property, plant and equipment	254,406,793	233,939,708
Provision for employee benefits	59,245,763	40,224,775
Dividend income	(29,085,515)	(30,040,200)
Gain on disposal of property, plant and equipment	(1,671,246)	(3,627,410)
Gain on the sale of investment	(200,761)	(5,090,439)
Finance cost	238,880,646	117,399,202
Unrealized gain on revaluation of foreign currency account	(1,273,662)	(807,376)
	<u>520,302,018</u>	<u>351,998,260</u>
Operating cash flows before working capital changes	<u>864,866,168</u>	<u>976,547,802</u>
Changes in working capital		
(Increase) / decrease in:		
Stores, spare parts and loose tools	(1,882,525)	(35,396,660)
Stock-in-trade	222,791,646	(870,548,100)
Trade receivables	(82,878,474)	(556,041,224)
Advances	(25,598,839)	(4,589,904)
Short term prepayments	(144,883)	4,741,506
Other receivables	(543,911)	1,031,657
Sales tax refundable	17,962,308	(215,760,354)
	<u>129,705,322</u>	<u>(1,676,563,079)</u>
(Decrease) / Increase in:		
Trade and other payables	78,830,950	296,146,246
Cash (used in) / generated from operations	<u>1,073,402,440</u>	<u>(403,869,031)</u>

36 FINANCIAL RISK MANAGEMENT

Credit risk
Liquidity risk
Market risk

This note presents information about the Company's exposure to each of the above risks, the Company's objectives, policies and processes for measuring and managing risk, and the Company's management of capital. Further quantitative disclosures are included throughout these financial statements.

The Board of Directors has overall responsibility for the establishment and oversight of the Company's risk management framework. The Board is responsible for developing and monitoring the Company's risk management policies.

The Company's risk management policies are established to identify and analyze the risks faced by the Company, to set appropriate risk limits and controls, and to monitor risks and adherence to limits. Risk management policies and systems are reviewed regularly to reflect changes in market conditions and the Company's activities.

The Company, through its training and management standards and procedures, aims to develop a disciplined and constructive control environment in which all employees understand their roles and obligations. All derivative activities for risk management purposes are carried out by specialist teams that have the appropriate skills, experience and supervision. It is the Company's policy that no trading in derivatives for speculative purposes shall be undertaken. The Board of Directors reviews and agrees policies for managing each of these risks.

The Company's Audit Committee oversees how management monitors compliance with the Company's risk management policies and procedures and reviews the adequacy of the risk management framework in relation to the risks faced by the Company. The Audit Committee is assisted in its oversight role by Internal Audit. Internal Audit undertakes both regular and ad hoc reviews of risk management controls and procedures, the results of which are reported to the Audit Committee.

36.1 Credit risk and concentration of credit risk

Credit risk is the risk of financial loss to the Company if a customer or counterparty to a financial instrument fails to meet its contractual obligations. To manage credit risk the Company maintains procedures covering the application for credit approvals, granting and renewal of counterparty limits and monitoring of exposures against these limits. As part of these processes the financial viability of all counterparties is regularly monitored and assessed.

Expected Credit Loss (ECL) on financial assets are measured as an allowance equal to lifetime ECL for trade receivables and 12-month ECL for other financial assets. An asset moves to lifetime ECL category when its credit risk has increased significantly since initial recognition. IFRS 9 does not define what constitutes a significant increase in credit risk. In assessing whether the credit risk of an asset has significantly increased the Company takes into account qualitative and quantitative reasonable and supportable forward looking information. The historical loss rates are adjusted to reflect current and forward-looking information on macroeconomic factors affecting the ability of the customers to settle the receivables.

The Company is exposed to credit risk from its operating activities primarily for local trade receivables, sundry receivables and other financial assets for which the Company does not hold collateral as security.

The Company's credit risk exposures are categorized under the following headings:

36.1.1 Counterparties

The Company conducts the following major types of the transactions with the counterparties:

Trade receivables

Trade receivables are essentially due from local customers against sale of cloth and from foreign customers against supply of cloth and the Company does not expect these counterparties to fail to meet their obligations. The majority of sales to the Company's customers are made on specific terms. Customer credit risk is managed subject to the Company's established policy, procedures and controls relating to customer credit risk management. Credit limits are established for all customers based on internal rating criteria. Credit quality of the customer is assessed based on an extensive credit evaluation. Outstanding customer receivables are regularly monitored and any shipments to foreign customers are generally covered by letters of credit or other form of security.

Banks and investments

The Company limits its exposure to credit risk by only investing in highly liquid securities and only with counterparties that have a good credit rating. Given these credit ratings, Company does not expect any counterparty to fail to meet its obligations. The names and credit ratings of major banks, where the Company maintains bank balances as at June 30, 2023 are as follows:

Bank Name	Rating Agency	Credit Rating	
		Short Term	Long Term
Allied Bank Limited	PACRA	A1+	AAA
Askari Bank Limited	PACRA	A1+	AA+
Bank Alfalah Limited	PACRA	A1+	AA+
Al Baraka Bank (Pakistan) Limited	PACRA	A1	A
Habib Bank Limited	JCR-VIS	A1+	AAA
Meezan Bank Limited	JCR-VIS	A1+	AAA
National Bank of Pakistan	PACRA	A1+	AAA
Standard Chartered Bank (Pakistan) Limited	PACRA	A1+	AAA
United Bank Limited	JCR-VIS	A1+	AAA
Samba Bank Limited	JCR-VIS	A1	AA
The Bank of Punjab	PACRA	A1+	AA+
MCB Bank Limited	PACRA	A1+	AAA

36.1.2 Exposure to credit risk

The carrying amount of financial assets represents the maximum credit exposure. The maximum exposure to credit risk at the reporting date was:

Note	2023	2022	
	Rupees	Rupees	
Trade receivables	18	1,325,398,504	1,242,520,030
Sundry receivables	21	389,469	542,735
Bank balances	24	90,547,530	24,290,428
Margin against letter of guarantee	19	8,278,152	-
Long term deposits	15	15,039,000	15,039,000
		1,439,652,655	1,282,392,193

Geographically there is no concentration of credit risk.

The maximum exposure to credit risk for trade receivables at the reporting date by type of customer was:

Cloth	1,325,398,504	1,242,520,030
-------	----------------------	---------------

There is no single significant customer in the trade receivables of the Company.

The maximum exposure to credit risk for trade receivables at the reporting date by type of product was:

Textile	1,325,398,504	1,242,520,030
---------	----------------------	---------------

Ageing analysis of trade receivables subject to credit risk

Neither past due nor impaired	702,942,043	497,528,671
Past due but not impaired:		
Up to 90 days	617,213,973	741,799,413
91 to 180 days	5,242,488	3,191,946
	622,456,461	744,991,359

36.2 Liquidity risk management

Liquidity risk reflects the Company's inability in raising funds to meet commitments. Management closely monitors the Company's liquidity and cash flow position. This includes maintenance of balance sheet liquidity ratios, debtors and creditors concentration both in terms of the overall funding mix and avoidance of undue reliance on large individual customer.

Ultimate responsibility for liquidity risk management rests with the Board of Directors, which has built an appropriate liquidity risk management framework for the management of the Company's short, medium and long-term funding and liquidity management requirements. The Company manages liquidity risk by maintaining adequate reserves, banking facilities and reserve borrowing facilities, by continuously monitoring forecast and actual cash flows and matching the maturity profiles of financial assets and liabilities.

Included in note 11.1 to these financial statements is a listing of additional undrawn facilities that the Company has at its disposal to further reduce liquidity risk.

36.2.1 Liquidity and interest risk table

The following table detail the Company's remaining contractual maturity for its non-derivative financial liabilities. The table has been drawn up based on the undiscounted cash flows of financial liabilities under long term financing agreements based on the earliest date on which the Company can be required to pay.

Fair values of all other financial assets and liabilities approximate their fair values.

For effective markup rate please see note 6.2 and note 11.2 to these financial statements.

Carrying amount and contractual cash flows of trade and other financial liabilities are approximately same.

	Carrying amount	
	2023	2022
Trade and other payables		
Maturity up to one year	776,696,574	702,106,575
Accrued interest / markup		
Maturity up to one year	108,019,560	41,658,337
Unclaimed dividend		
Maturity up to one year	6,762,629	6,353,906
Short term borrowings		
Maturity up to one year	1,120,218,955	1,099,608,910
Long term finances		
Maturity up to one year	342,911,342	303,656,639
Maturity after one year and up to five years	1,806,585,576	1,122,664,381
Maturity after five years	304,783,394	519,158,231
	2,454,280,312	1,945,479,251
	4,465,978,030	3,795,206,979

36.3 Market risk

Market risk is the risk that changes in market prices, such as foreign exchange rates, interest rates and equity prices will affect the Company's income or the value of its holdings of financial instruments. The objective of market risk management is to manage and control market risk exposures within acceptable parameters, while optimizing the return on risk.

36.3.1 Foreign currency risk management

Pak Rupee (PKR) is the functional currency of the Company and as a result currency exposure arise from transactions and balances in currencies other than PKR. The Company's potential currency exposure comprise;

Monetary items, including financial assets and liabilities, denominated in currencies other than the functional currency of the Company are periodically restated to PKR equivalent, and the associated gain or loss is taken to the profit and loss account. The foreign currency risk related to monetary items is managed as part of the risk management strategy.

Transactional exposure in respect of non functional currency expenditure and revenues

Certain operating and capital expenditure is incurred by the Company in currencies other than the functional currency. Certain sales revenue is earned in currencies other than the functional currency of the Company. These currency risks are managed as a part of overall risk management strategy.

Exposure to foreign currency risk

The Company's net exposure to foreign currency risk was as follows based on notional amounts:

	Currency	2023	2022
Trade receivables	USD	1,296,327	1,290,093
Foreign currency loan	USD	-	2,361,434
		1,296,327	3,651,527

The following significant exchange rates have been applied:

	Average rate		Reporting date mid spot rate	
	2023	2022	2023	2022
USD 1	246.18	181.90	286.60	205.75

Commitments outstanding at year end amounted to Euro: 0.04 million (2022: 0.66 million), USD: 0.03 million (2022: 1.82 million), CHF: Nil (2022: 7,671) and JPY: Nil (2022: 321 million) relating to letter of credits for import of plant and Machinery, stores, spare parts and raw material.

Sensitivity analysis

A 10 percent weakening of the Pak Rupee against the USD at June 30, 2023 would have decreased profit or loss by the amounts shown below. This analysis assumes that all other variables, in particular interest rates, remain constant. The analysis is performed on the same basis for June 30, 2023.

	2023	2022
	Rupees	Rupees
Decrease in profit and loss account due to change in USD	37,152,732	75,130,168

A 10 percent strengthening of the Pak Rupee against the USD at June 30, 2023 would have had the equal but opposite effect on USD to the amounts shown above, on the basis that all other variables remain constant.

36.3.2 Interest rate risk

The interest rate risk is the risk that the value of the financial instrument will fluctuate due to changes in the market interest rates. Sensitivity to interest rate risk arises from mismatches of financial assets and liabilities that mature in a given period.

Profile

At the reporting date the interest rate profile of the Company's interest bearing financial instruments was:

<u>Fixed rate instruments</u>	2023		2022	
	-----%-----		----- Rupees -----	
	2.50%	2.50%	135,553,496	155,936,248
	6.50%	6.50%	-	3,228,105
	6.50%	6.50%	100,260,333	136,718,637
	3.50%	3.50%	76,347,225	99,838,676
	2.50%	2.50%	391,600,861	474,043,145
	2.50%	2.50%	19,999,804	23,809,288
	2.50%	2.50%	95,768,000	111,728,000
	2.50%	2.50%	9,216,000	10,752,000
	2.50%	2.50%	2,163,000	2,575,000
	2.50%	2.50%	15,223,000	18,119,000
	2.50%	2.50%	94,119,000	107,563,000
	3.00%	3.00%	628,555,899	666,984,000
			1,568,806,618	1,811,295,099
<u>Floating rate instruments</u>				
Financial liabilities				
Long term finances	16.16% to 22.98%	1.00% to 12.95%	885,473,694	134,184,152
Short term borrowings	14.70% to 22.73%	7.62% to 15.42%	1,120,218,955	729,438,612
			2,005,692,649	863,622,764

Fair value sensitivity analysis for fix rate instruments

The Company does not account for any fixed rate financial assets and liabilities at fair value through profit or loss. Therefore, a change in interest rate at the reporting date would not affect profit and loss account.

Fair value sensitivity analysis for floating rate instruments

The following table demonstrates the sensitivity to a reasonably possible change in floating interest rates, with all other variables held constant, of the Company's profit before tax (through the impact on finance cost).

	Increase / (decrease) in basis points Points	Decrease / (increase) of profit Rupees
2023		4,341,179
2022	+ (-) 200	4,036,828

36.3.3 Equity price risk management

The Company's listed and unlisted equity securities are susceptible to market price risk arising from uncertainties about future values of the investment securities. The Company manages the equity price risk through diversification and placing limits on individual and total equity instruments. Reports on the equity portfolio are submitted to the Company's senior management on a regular basis. The Company's Board of Directors reviews and approves all equity investment decisions.

At the reporting date, the exposure to listed equity securities at fair value was Rs. 190 million (2022: Rs. 215.9 million). A decrease of 12% on the listed equity securities would have an impact of approximately Rs. 25.88 million (2022: Rs. 136 million increase) on the income or equity attributable to the Company, depending on whether or not the decrease is significant and prolonged.

36.3.4 Other price risk

Other price risk represents the risk that the fair value or future cash flows of a financial instrument will fluctuate because of changes in market prices (other than those arising from interest rate risk, currency risk or equity price), whether those changes are caused by factors specific to the individual financial instrument or its issuer, or factors affecting all similar financial instruments traded in the market. The Company is not exposed to commodity price risk since it has a diverse portfolio of commodity suppliers.

36.4 Determination of fair values

Fair value as the price that would be received to sell an asset or paid to transfer a liability in an orderly transaction between market participants at the measurement date.

Equity instruments at FVTOCI as disclosed in other financial assets, are presented at fair value by using quoted prices at Pakistan Stock Exchange (PSX) as at June 30, 2023. The carrying values of all other financial assets and liabilities reflected in the financial statements approximate their fair values.

The financial instrument, if any, that are not traded in active market are carried at cost and are tested for impairment according to IFRS 9. The carrying amount less impairment provision, if any, of trade receivables and payables and financial liabilities are assumed to approximate to their fair values.

36.5 Fair value hierarchy

Financial instruments are carried at fair value, by valuation method. The different levels have been defined as follows:

Level 1: quoted prices (unadjusted) in active markets for identical assets or liabilities.

Level 2: inputs other than quoted prices included within Level 1 that are observable for the asset or liability, either directly (i.e., as prices) or indirectly (i.e., derived from prices).

Level 3: inputs for the asset or liability that are not based on observable market data (unobservable inputs).

The Following table presents the Company's financial assets which are carried at fair value:

	June 30, 2023			Total
	Level 1	Level 2	Level 3	
----- Rupees -----				
Financial assets - at fair value				
Equity Investments designated at FVTOCI	190,011,871	-	-	190,011,871
	190,011,871	-	-	190,011,871
----- Rupees -----				
June 30, 2022				
	Level 1	Level 2	Level 3	Total
----- Rupees -----				
Financial assets - at fair value				
Equity Investments designated at FVTOCI	215,890,321	-	-	215,890,321
	215,890,321	-	-	215,890,321

At June 30, 2023, the Company holds short term investments where the company has used Level 1 inputs for the measurement of fair values and there is no transfer between levels.

The levels and hierarchy of fixed assets at fair values are disclosed in note 14.1.4 to the financial statements.

36.6 CAPITAL RISK MANAGEMENT

The company's objectives when managing capital are to safeguard the company's ability to continue as a going concern in order to provide returns for shareholders and benefits for other stakeholders and to maintain an optimal capital structure to reduce the cost of capital.

The Company manages its capital structure which comprises capital and reserves by monitoring return on net assets and makes adjustments to it in the light of changes in economic conditions. In order to maintain or adjust the capital structure, the Company may adjust the amount of dividend paid to shareholders, appropriation of amounts to capital reserves or/and issue new shares.

	2023 Rupees	2022 Rupees
Total borrowings	3,574,499,267	3,046,718,920
Cash and bank balance	(91,624,037)	(24,796,822)
Net debt	3,482,875,230	3,021,922,098
Total equity	2,033,535,707	2,015,919,266
Total capital	5,516,410,937	5,037,841,364
Gearing ratio	63.14%	59.98%

37 TRANSACTIONS WITH RELATED PARTIES

Related parties from the Company's perspective comprise, associated undertakings, key management personnel (including chief executive and directors), their close family members and post retirement benefit plans. The Company in the normal course of business carries out transactions with various related parties and continues to have a policy whereby all such transactions are carried out on permissible basis and agreed terms.

Amounts due from and to related parties are shown under receivables and payables, if any, and remuneration of directors and key management personnel is disclosed in note 34.

Other significant transactions with related parties are as follows:

Nature of relation	Nature of transactions	2023	2022
		Rupees	Rupees
Associated company	Purchase of goods and services	7,639,598,516	5,338,700,558
	Sale of goods and services	152,779	113,862
	Dividend paid	27,896,415	13,948,208
	Rent expense	1,721,286	1,564,798
Key management personnel	Payment of dividend to directors and their close family members	53,047,815	26,523,907

37.1 Following are the related parties with whom the Company had entered into transaction or have arrangements / agreement in place.

Name of related party	Basis of relationship	Aggregate % of Shareholding
Ellahi International Private Limited	Associated Company - Common Director	20.278%
ARH (Private) Limited	Associated Company - Common Director	9.081%
Monell (Private) Limited	Associated Company - Common Director	0.280%
ICARO (Private) Limited	Associated Company - Common Director	0.275%
Haroon Omer (Private) Limited	Associated Company - Common Director	0.280%
Nagina Cotton Mills Limited	Associated Company - Common Director	-
Ellcot Spinning Mills Limited	Associated Company - Common Director	-
Pacific Industries (Private) Limited	Associated Company - Common Director	-
Mr. Shahzada Ellahi Shaikh	Key management personnel	11.473%
Mr. Shaukat Ellahi Shaikh	Key management personnel	11.573%
Mr. Shafqat Ellahi Shaikh	Key management personnel	11.472%
Mr. Haroon Shahzada Ellahi Shaikh	Key management personnel	3.791%
Mr. Amin Ellahi Shaikh	Key management personnel	7.576%
Mr. Raza Ellahi Shaikh	Key management personnel	7.580%
Ms. Parveen Akhter Malik	Key management personnel	0.003%
Mr. Aneeq Khawar	Key management personnel	0.003%
Mr. Arfa Waheed Malik	Key management personnel	0.003%
Mr. Javaid Bashir Sheikh	Key management personnel	0.003%
Mr. Omer Ellahi Shaikh	Close family members of key management personnel	3.788%
Mrs. Hummera Shahzada	Close family members of key management personnel	0.016%
Mrs. Mona Shaukat	Close family members of key management personnel	0.016%
Mrs. Shaista Shafqat	Close family members of key management personnel	0.016%
Mrs. Mehreen Saadat	Close family members of key management personnel	0.104%

38 CHANGES IN LIABILITIES ARISING FROM FINANCING ACTIVITIES

	Opening	Addition during the year	Paid during the year	Closing
	----- Rupees -----			
2023				
Long term finances	1,945,479,251	812,457,700	303,656,640	2,454,280,312
Unclaimed dividend	6,353,906	92,400,000	91,991,277	6,762,629
Short term borrowings excluding running finance and bank overdraft	370,170,298	419,466,397	789,636,695	-
	2,322,003,455	1,324,324,097	1,185,284,612	2,461,042,941
2022				
Long term finances	1,992,095,611	311,265,194	357,881,554	1,945,479,251
Unclaimed dividend	6,255,331	46,200,000	46,101,424	6,353,906
Short term borrowings excluding running finance and bank overdraft	-	707,924,250	337,753,952	370,170,298
	1,998,350,942	1,065,389,444	741,736,930	2,322,003,455

39 PLANT CAPACITY AND ACTUAL PRODUCTION

	2023	2022
Air Jet Looms installed (Number)	382	334
Installed capacity at 50 Picks (meters)	77,227,818	71,210,762
Actual production (meters)	57,210,288	54,845,192
Actual production after conversion into 50 Picks (meters)	78,972,851	76,783,948

The difference between installed capacity and actual production is in normal course of business.

40 NUMBER OF EMPLOYEES

	At year end		Average	
	2023	2022	2023	2022
Head office	48	47	48	47
Plant	1,258	1,144	1,201	1,125
Total number of employees	<u>1,306</u>	<u>1,191</u>	<u>1,249</u>	<u>1,172</u>

41 SUBSEQUENT EVENTS

In respect of current year, the board of directors proposed to pay cash dividend @ Rs. 3/- (2022: Rs. 5) per ordinary share of Rs. 10 each. This dividend is subject to approval by the shareholders at the forthcoming Annual General Meeting and has not been included as a liability in these financial statements.

42 DATE OF AUTHORISATION FOR ISSUE


These financial statements have been approved by the board of directors of the Company and authorized for issue on September 25, 2023 by the Board of Directors of the Company.

43 GENERAL

The figures have been rounded off to the nearest Rupee.



Raza Ellahi Shaikh
Chief Executive Officer



Muhammad Tariq Sheikh
Chief Financial Officer



Haroon Shahzada Ellahi Shaikh
Director

Lahore: September 25, 2023





FORM OF PROXY

The Secretary,
PROSPERITY WEAVING MILLS LTD.
 Nagina House
 91-B-1, M.M. Alam Road,
 Gulberg-III,
 Lahore-54660.

I/We _____ of _____ being member(s) of **PROSPERITY WEAVING MILLS LTD.**, and holder of _____ Ordinary Shares as per Share Register Folio No. _____ (In case of Central Depository System Account Holder A/c No. _____ Participant I.D. No. _____) hereby appoint _____ of _____ who is member of the Company as per Register Folio No. _____ (In case of Central Depository System Account Holder A/c No. _____ Participant I.D. No. _____) or failing him/her _____ of _____ who is member of the Company as per Register Folio No. _____ (In case of Central Depository System Account Holder A/c No. _____ Participant I.D. No. _____) as my/our proxy to vote for me/us and on my/our behalf at the 32nd Annual General Meeting of the Company to be held on October 27, 2023 and at any adjournment thereof.

Signed at _____ this the _____ day of _____ 2023

WITNESSES:

1. Signature _____	2. Signature _____
Name _____	Name _____
Address _____	Address _____
_____	_____
CNIC _____	CNIC _____
_____	_____

affix
 Rs. 50/=
 Revenue
 Stamp

(Signature should agree with the Specimen signature registered with the Company)

NOTES:

1. If a member is unable to attend the meeting, he/she may sign this form and send it to the Secretary so as to reach him not less than 48 hours before the time of holding the meeting.
2. Members through CDC appointing proxies must attach attested copy of their Computerized National Identity Card (CNIC) with the proxy form.
3. The Shareholders through CDC, who wish to attend the Annual General Meeting are requested to please bring, original Computerized Identity Card with copy thereof duly attested by their Bankers, Account Number and Participant I.D Number for identification purpose.
4. In case of corporate entity, certified copy of the Board of Directors' resolution / power of attorney with specimen signature shall be submitted (unless it has been provided earlier) along with proxy form of the Company.

پراکسی فارم (مختار نامہ)

یکٹری

پراسپریتی ویونگ ملز لمیٹڈ

گھینہ ہاؤس، B-91 ایم ایم عالم روڈ

گلبرگ III، لاہور 54660

میں ایم

ساکن

بہشت رکن پراسپریتی ویونگ ملز لمیٹڈ اور حال

(بصورت سنٹرل ڈیپازٹری سسٹم اکاؤنٹ ہولڈر اکاؤنٹ نمبر _____ پارٹیسیپٹ (شرکت) آئی ڈی نمبر _____)

ذریعہ ذرا

محترم / محترمہ _____ ساکن

جو کہتی / کہتا ہے برطانیہ شیئر رجسٹر فو لیو نمبر _____

(بصورت سنٹرل ڈیپازٹری سسٹم اکاؤنٹ ہولڈر اکاؤنٹ نمبر _____ پارٹیسیپٹ (شرکت) آئی ڈی نمبر _____)

پراکسی نمبر موجودگی میں محترم / محترمہ _____ ساکن

جو کہتی / کہتا ہے برطانیہ شیئر رجسٹر فو لیو نمبر _____

(بصورت سنٹرل ڈیپازٹری سسٹم اکاؤنٹ ہولڈر اکاؤنٹ نمبر _____ پارٹیسیپٹ (شرکت) آئی ڈی نمبر _____)

سورہ 27 اکتوبر 2023ء کو منعقد ہونے والے کینی کے 32 ویں سالانہ اجلاس عام میں حق رائے دہی استعمال کرنے، تقرر اور شرکت کرنے یا کسی بھی التوا کی صورت میں اپنا / ہمارا بطور مختار

(پراکسی) مقرر کرتا ہوں / کرتے ہیں۔

دستخط: _____ آج بروز _____ تاریخ _____ 2023ء

گواہ:

50 روپے کارڈ نمبر کی گند

چاپاں کریں

1- دستخط: _____

2- دستخط: _____

نام: _____

نام: _____

پتہ: _____

پتہ: _____

شناختی کارڈ نمبر: _____

شناختی کارڈ نمبر: _____

نوٹ:

- 1- اگر ایک ممبر اجلاس میں شرکت کے قابل نہیں ہے تو وہ اس فارم پر دستخط کرنے اور یکٹری کو اس طور ارسال کر دے کہ اجلاس کے انعقاد کے وقت سے کم از کم 48 گھنٹے قبل پہنچ جاتا ہے۔
- 2- سی ڈی سی کے ذریعے حصص یافتگان پراسپرٹی ویونگ ملز لمیٹڈ کے ممبرانہ اپنے کمپیوٹرائزڈ قومی شناختی کارڈ کی تصدیق کاپی منسلک کریں۔
- 3- سی ڈی سی کے ذریعے حصص یافتگان جو سالانہ اجلاس میں شرکت کرنا چاہتے ہوں سے التماس ہے کہ شناخت کے مقصد کے لئے اصل کمپیوٹرائزڈ قومی شناختی کارڈ ہمدانہ پتہ منکر سے اسکی تصدیق کاپی، اکاؤنٹ نمبر اور پارٹیسیپٹ آئی ڈی نمبر ہمدانہ لائیں۔
- 4- کارپوریٹ ایجنسی کی صورت میں، بورڈ آف ڈائریکٹری کی قرارداد / مختار نامہ کی تصدیق کاپی ہمدانہ پتہ منکر (اگر پہلے فراہم نہ کئے گئے ہوں) پراکسی فارم (مختار نامہ) کے ممبرانہ کاپی میں جمع کرنا ہوگا۔